

LEA Name: Hazleton Area SD
Address: 1515 West 23rd. Street
City: Hazleton, PA 18202-1647

Class Size: 2

County: Luzerne
AUN Number: 118403302

Pennsylvania Department of Education
Comptroller's Office


Annual Financial Report , PDE-2057

School District, AVTS/CTC, Special Program Jointures, and Charter School

For the Fiscal Year Ending
06/30/2010


CERTIFICATION: By signing this page I agree that the electronic file submitted is a complete and accurate statement of the financial operations and status of the local education agency for the fiscal year. It has been prepared in accordance with generally accepted accounting principles and established Commonwealth of PA reporting guidelines.

Samuel A. Marolo
Chief School Administrator (Print and sign name)



11/4/10
Date

Anthony J. Ryba
Board Secretary (Print and sign name)



11/4/10
Date

Anthony J. Ryba
Contact Person

(570) 459-3111 Ext. 3106
Contact Person Telephone Number

rybat@hasd.k12.pa.us
Contact Person E-mail Address

(570) 459-6156
Contact Person Fax Number

Date of Revision: 11/19/10

Please indicate below all areas of the AFR that contain revisions.

Financial Statements:

- Statement of Net Assets - Entity-Wide (NAGW)
- Statement of Activities (SOA)
- Balance Sheet (NAG)
- Statement of Revenues, Expenditures, and Changes in Fund Balances (REG)
- Reconciliation Statements (either NAGWR or SOAR)
- Proprietary Fund Statements (any)
- Fiduciary Fund Statements (any)

Revenues:

- Revenue Detail
- Tax Schedules (any)

Expenditures

- Expenditure Detail

Special Schedules:

- Statement of Indebtedness (SOIN)
- Restricted Indirect Costs and Eliminations Schedule (RICE)
- Special Education Services Schedule (SESS)
- Health Care Benefits Schedule (HCBS)
- Tuition Schedules (TUIT or TRCA)
- Supplemental Expenditure Schedules
- Transportation Schedule (TRAN), Encumbrance Schedule (ENCU), Adjustment Schedule (ADJU)
- Additional Data Collection Schedule (ADCS)

Please indicate if the AFR revision was prompted by PDE or LECS for any of the following reasons:

- Transportation expenditure reporting error
- Restricted Indirect Cost reporting error
- Maintenance of Effort reporting error

Additional comments: Revision due to School Board directive to transfer from unreserved fund balance to reserve for capital projects.

Amounts Expressed in Whole Dollars

		Governmental Activities	Business-Type Activities	TOTAL	Component Units
ASSETS					
Current Assets:					
0100	Cash and Cash Equivalents	15,128,923	1,644,185	16,773,108	
0110	Investments				
0120	Taxes Receivable (Net)	625,783		625,783	
0141	Due from Other Governments	4,845,199	444,659	5,289,858	
0142	State Revenue Receivable				
0143	Federal Revenue Receivable				
0145	Other Intergovernmental Revenue Receivable				
0146	Due From Primary Governments				
0147	Due From Component Units				
0150	Other Receivables	144,850		144,850	
0170	Inventories	62,730	289,191	351,921	
0180	Prepaid Expenses / Expenditures	257,919		257,919	
0190	Other Current Assets				
Total Current Assets		21,065,404	2,378,035	23,443,439	
Noncurrent Assets:					
0108	Restricted Cash and Cash Equivalents				
0211	Land	1,956,059		1,956,059	
0212	Site Improvements	11,292,085		11,292,085	
0220	Building & Building Improvements (net Acc Dep)	82,509,496	550,951	83,060,447	
0230	Furniture & Equipment (net Acc Dep)	1,527,698		1,527,698	
0250	Construction in Progress	1,649,996		1,649,996	
0260	Long-Term Prepayments (net Acc Amort LT Prepaymt)	377,371		377,371	
0280	Infrastructure Assets (net Acc Dep)				
0290	Other LT Receivables (incl Adv to Other Funds)				
Total Noncurrent Assets		99,312,705	550,951	99,863,656	
TOTAL ASSETS		120,378,109	2,928,986	123,307,095	

Amounts Expressed in Whole Dollars

	Governmental Activities	Business-Type Activities	TOTAL	Component Units
LIABILITIES				
Current Liabilities:				
0403 Internal Balances	(2,591,245)	2,591,245		
0411 Due to Other Governments	258		258	
0412 Due to Primary Government				
0413 Due to Component Units				
0420 Accounts Payable	3,732,831		3,732,831	
0430 Contracts Payable				
0440 Current Portion of Long-Term Debt	6,050,800		6,050,800	
0450 Short-Term Payables	1,241,162		1,241,162	
0461 Accrued Salaries and Benefits	7,437,110		7,437,110	
0462 Payroll Deductions and Withholdings	337,058		337,058	
0480 Deferred Revenues	500,612	59,042	559,654	
0490 Other Current Liabilities	669,889	191	670,080	
Total Current Liabilities	17,378,475	2,650,478	20,028,953	
Noncurrent Liabilities:				
0470 Advances from Other Funds				
0510 Bonds Payable	97,608,787		97,608,787	
0520 Extended Term Financing Agreements Payable	4,431,780		4,431,780	
0530 Lease Purchase Obligations	1,014,851		1,014,851	
0540 LT Portion of Comp Abs	2,902,528		2,902,528	
0550 Authority Lease Obligations				
0560 Other Postemployment Benefits (OPEB)	444,159		444,159	
0599 Other Long-Term Liabilities				
Total Noncurrent Liabilities	106,402,105		106,402,105	
TOTAL LIABILITIES	123,780,580	2,650,478	126,431,058	
NET ASSETS				
0791 Invested in Capital Assets Net of Related Debt	(9,741,416)	550,951	(9,190,465)	
0792 Retirement of Long-Term Debt				
0793 Capital Projects	22,353		22,353	
0794 Term Endowment - Expendable				
0795 Permanent Endowment - Nonexpendable				
0798 Other Restrictions				
0799 Unrestricted (deficit)	6,316,592	(272,443)	6,044,149	
TOTAL NET ASSETS	(3,402,471)	278,508	(3,123,963)	
TOTAL LIABILITIES AND NET ASSETS	120,378,109	2,928,986	123,307,095	

Amounts Expressed in Whole Dollars

	Expenses	Indirect Expenses Allocation	Program Revenues		
			Charges for Services	Operating Grants and Contributions	Capital Grants and Contributions
Governmental Activities					
Depreciation - unallocated	5,816,876				
Instruction	65,042,146		669,526	18,119,027	
Instructional Student Support	6,807,781			5,313,601	
Administrative and Financial Support Svcs	9,487,195			6,740,518	
Operation and Maintenance of Plant Services	10,855,977				45,599
Pupil Transportation	4,383,408			2,315,500	
Food Service (Governmental Activity)					
Student Activities	1,258,380			69,798	
Community Services	928,934			54,627	
Scholarships and Awards	9,770				
Interest on Long-Term Debt	4,427,413			2,474,225	
Total Governmental Activities	109,017,880		669,526	35,087,296	45,599
Business-type Activities					
Food Service (Business-type Activity)	5,013,466		1,121,178	3,788,961	
Child Care					
Other Enterprise Funds					
Total Business-Type Activities	5,013,466		1,121,178	3,788,961	
TOTAL PRIMARY GOVERNMENT	114,031,346		1,790,704	38,876,257	45,599
Component Units					
TOTAL PRIMARY GOVERNMENT AND COMPONENT UNITS	114,031,346		1,790,704	38,876,257	45,599

Net (Expense) Revenue and
Changes in Net Assets

Governmental Activities	Business-type Activities	Total	Component Units
(5,816,876)		(5,816,876)	
(46,253,593)		(46,253,593)	
(1,494,180)		(1,494,180)	
(2,746,677)		(2,746,677)	
(10,810,378)		(10,810,378)	
(2,067,908)		(2,067,908)	
(1,188,582)		(1,188,582)	
(874,307)		(874,307)	
(9,770)		(9,770)	
(1,953,188)		(1,953,188)	
(73,215,459)		(73,215,459)	
	(103,327)	(103,327)	
	(103,327)	(103,327)	
(73,215,459)	(103,327)	(73,318,786)	
(73,215,459)	(103,327)	(73,318,786)	

Amounts Expressed in Whole Dollars

	Program Revenues				
	Expenses	Indirect Expenses Allocation	Charges for Services	Operating Grants and Contributions	Capital Grants and Contributions
TOTAL PRIMARY GOVERNMENT AND COMPONENT UNITS (from previous page)					
General Revenues, Special and Extraordinary Items, and Transfers					
Taxes:					
Property Taxes, Levied for General Purposes, Net					
Other taxes levied					
Grants, subsidies, contributions not restricted					
Investment Earnings					
Receipts from Member Districts					
Miscellaneous Income					
Special Item (e.g., Contr to Term or Perm Endowmt)					
Extraordinary Items					
Transfers between Governmental, BT Activities					
Total General Revenues, Special and Extraordinary Items, and Transfers					
CHANGES IN NET ASSETS					
Net Assets, Beginning					
Prior Period Adjustment					
NET ASSETS - END OF FISCAL YEAR					

Net (Expense) Revenue and
Changes in Net Assets

Governmental Activities	Business-type Activities	Total	Component Units
(73,215,459)	(103,327)	(73,318,786)	
31,946,324		31,946,324	
14,270,173		14,270,173	
30,208,387		30,208,387	
142,970	2,472	145,442	
	16,404	16,404	
36,518	(9,290)	27,228	
(92,701)	92,701		
76,511,671	102,287	76,613,958	
3,296,212	(1,040)	3,295,172	
(6,698,683)	279,548	(6,419,135)	
(3,402,471)	278,508	(3,123,963)	

Amounts Expressed in Whole Dollars		General (10)	Capital Reserve (690, 1850) (21)	Capital Reserve 1432 (22)	Public Purpose Trust (27)	Other Compt Approved (28)
ASSETS						
Assets						
0100	Cash and Cash Equivalents	14,886,311		22,353		
0110	Investments					
0120	Taxes Receivable (Net)	625,783				
0130	Due From Other Funds	2,598,271				
0141	Due from Other Governments	4,845,199				
0142	State Revenue Receivable					
0143	Federal Revenue Receivable					
0145	Other Intergovernmental Revenue Receivable					
0146	Due From Primary Governments					
0147	Due From Component Units					
0150	Other Receivables (Include Bond Proceeds Receivable)	144,591				
0160	Advances to Other Funds (Long-Term Loans)					
0170	Inventories	62,730				
0180	Prepaid Expenses / Expenditures					
0190	Other Current Assets	221,839				
TOTAL ASSETS		23,384,724		22,353		

Athletic/ Activity (29)	Capital Projects (30)	Debt Service (40)	Permanent (90)	Non-Major Governmental Funds	Total Governmental Funds	Assets
4,702	215,558				15,128,924	0100
						0110
					625,783	0120
2,780	500,000				3,101,051	0130
					4,845,199	0141
						0142
						0143
						0145
						0146
						0147
	260				144,851	0150
						0160
					62,730	0170
36,078					36,078	0180
					221,839	0190
43,560	715,818				24,166,455	

Amounts Expressed in Whole Dollars		General (10)	Capital Reserve (690, 1850) (21)	Capital Reserve 1432 (22)	Public Purpose Trust (27)	Other Compt Approved (28)
LIABILITIES AND FUND BALANCES						
Liabilities						
0400	Due to Other Funds					
0411	Due to Other Governments	258				
0412	Due to Primary Government					
0413	Due to Component Units					
0420	Accounts Payable	3,263,873				
0430	Contracts Payable					
0440	Current Portion of Long-Term Debt (e.g. St Comp Abs)					
0450	Short-Term Payables					
0461	Accrued Salaries and Benefits	7,437,110				
0462	Payroll Deductions and Withholdings	337,058				
0470	Advances from Other Funds					
0480	Deferred Revenues	500,612				
0490	Other Current Liabilities	11,558				
	TOTAL LIABILITIES	11,550,469				
Fund Balances						
0751	Reserve for Inventories	62,730				
0752	Reserve for Prepaid Expenses					
0753	Reserve for Encumbrances					
0754	Reserve for Retirement of Long-Term Debt					
0755	Reserve for Capital Projects	2,152,420		22,353		
0759	Reserve for Other (explain)	3,000,000				
0771	Unreserved - Designated	549				
0772	Unreserved - Undesignated	6,618,556				
	TOTAL FUND BALANCES	11,834,255		22,353		
	TOTAL LIABILITIES AND FUND BALANCES	23,384,724		22,353		

Athletic/ Activity (29)	Capital Projects (30)	Debt Service (40)	Permanent (90)	Non-Major Governmental Funds	Total Governmental Funds	
						Liabilities
505,635					505,635	0400
					258	0411
						0412
						0413
550	468,408				3,732,831	0420
						0430
						0440
						0450
					7,437,110	0461
					337,058	0462
						0470
					500,612	0480
					11,558	0490
506,185	468,408				12,525,062	
						Fund Balances
					62,730	0751
						0752
						0753
						0754
	247,410				2,422,183	0755
					3,000,000	0759
					549	0771
(462,625)					6,155,931	0772
(462,625)	247,410				11,641,393	
43,560	715,818				24,166,455	

Amounts Expressed in Whole Dollars

	Amount	Amount
Total Fund Balances - Governmental Funds		11,641,393
Capital assets used in governmental activities are not reported as assets in governmental funds. The costs of assets is \$177,552,202 and the accumulated depreciation is \$78,616,869.		98,935,333
Unamortized portion of issue cost are not financial resources and therefore not reported as assets in governmental funds. The original issue costs for the debt issue were \$453,482 and the accumulated amortization was \$76,110.		377,372
Unamortized portion of issue cost are not financial resources and therefore not reported as assets in governmental funds. The original issue costs for the debt issue were \$282,314 and the accumulated amortization was \$71,573.		210,741
Unamortized portion of issue cost are not financial resources and therefore not reported as assets in governmental funds. The original issue costs for the debt issue were \$715,185 and the accumulated amortization was \$102,745.		(612,440)
Long term liabilities including bonds payable, are not due and payable in the current period, and therefore are not reported as liabilities in the funds.		(114,174,509)
Unamortized portion of issue cost are not financial resources and therefore not reported as assets in governmental funds. The original issue costs for the debt issue were \$256,487 and the accumulated amortization was \$36,848.		219,639
Total Net Assets - Governmental Activities		(3,402,471)

Amounts Expressed in Whole Dollars

	General (10)	Capital Reserve (690, 1850) (21)	Capital Reserve 1432 (22)	Public Purpose Trust (27)	Other Compt Approved (28)
REVENUES					
6000 Local Sources	48,057,538			130	
7000 State Sources	51,405,908				
8000 Federal Sources	12,991,232				
TOTAL REVENUES	112,454,678			130	
EXPENDITURES					
1000 Instruction	65,048,294				
2000 Support Services	29,162,688				
3000 Noninstructional Services	1,154,450				
4000 Fac Acq, Const, and Imp	3,373,989		6,505		
5110 Debt Service (Principal & Interest)	10,165,333				
5130 Refund of Prior Year Receipts	397,610				
5140 Short Term Borrowing – Interests and Costs					
TOTAL EXPENDITURES	109,302,364			6,505	
EXCESS (DEFICIENCY) OF REVENUES OVER EXPENDITURES	3,152,314			(6,375)	
OTHER FINANCING SOURCES (USES)					
9110 Bonds Issued (Face Value) (Do not include Refunded Bonds)					
9120 Refunding Bonds Issued					
9130 Bond Premiums					
9200 Proceeds From Extended Term Financing	2,546,618				
9300 Interfund Transfers (From Other Funds)					
9400 Sale / Compensation for Fixed Assets	36,518				
9710 Transfers from Component Unit					
9720 Transfers From Primary Govt					
9900 Other Financing Sources Not Listed (9000 Series)					
5120 Debt Service - Refunded Bond Issues (Pmt to Ref Bond Escrow Agent)					
5150 Bond Discounts					
5200 Interfund Transfers Out	792,701				
5300 Transfers Involving Component Units					
TOTAL OTHER FINANCING SOURCES (USES)	1,790,435				

Athletic/ Activity (29)	Capital Projects (30)	Debt Service (40)	Permanent (90)	Non-Major Governmental Funds	Total Governmental Funds	
77,601	40,502				48,175,771	6000
					51,405,908	7000
					12,991,232	8000
77,601	40,502				112,572,911	
					65,048,294	1000
					29,162,688	2000
971,272					2,125,722	3000
	95,000				3,475,494	4000
					10,165,333	5110
					397,610	5130
						5140
971,272	95,000				110,375,141	
(893,671)	(54,498)				2,197,770	
						9110
						9120
						9130
					2,546,618	9200
700,000	118,033				818,033	9300
					36,518	9400
						9710
						9720
						9900
						5120
						5150
	118,033				910,734	5200
						5300
700,000					2,490,435	

Amounts Expressed in Whole Dollars

	General (10)	Capital Reserve (690, 1850) (21)	Capital Reserve 1432 (22)	Public Purpose Trust (27)	Other Compt Approved (28)
SPECIAL AND EXTRAORDINARY ITEMS					
8888 Special Items					
8889 Extraordinary Items					
NET CHANGE IN FUND BALANCES	4,942,749		(6,375)		
0040 Fund Balance - Beginning of Fiscal Year	6,891,507		28,728		
0050 Prior Period Adjustment					
FUND BALANCE - END OF YEAR	11,834,256		22,353		

Athletic/ Activity (29)	Capital Projects (30)	Debt Service (40)	Permanent (90)	Non-Major Governmental Funds	Total Governmental Funds	
						8888
						8889
(193,671)	(54,498)				4,688,205	
(268,954)	301,907				6,953,188	0040
						0050
(462,625)	247,409				11,641,393	

Amounts Expressed in Whole Dollars

	Amount	Amount
Total net change in fund balances - governmental funds		4,688,205
Governmental funds report capital outlays as exp. However, in the statement of net activities, the cost of those assets is allocated over their estimated useful lives & reported as depreciation exp. This is the amount by which capital outlays exceeded dep		(2,762,687)
The issuance of long term debt provides current financial resources to governmental funds, but has no effect on net assets.		(2,546,618)
In the statement of activities, appreciation on compound interest bonds is accrued on related debt.		(1,498,567)
Repayment of long-term debt is an expenditure in the governmental funds, but the repayment reduces long-term liabilities in the statement of net assets.		5,737,921
In the statement of activities, interest accrued on outstanding debt, whereas in governmental funds, an interest expenditure is reported when due.		72,023
In the statement of activities, compensated absences are accrued, whereas in governmental funds, a benefit expenditure is reported when taken.		(385,018)
Issue cost of \$453,482 were reported on the governmental fund statements when debt was incurred. Amortization of issue costs are recorded on the statement of activities.		(28,129)
Bond discount of \$282,314 was reported on the governmental fund statements when the debts was incurred. Amortization of bond discounts are recorded in the statements of activities.		(11,929)
Bond premium of \$715,185 was reported on the governmental fund statements when the debt incurred. Amortization of bond premiums are recorded in the statement of activities.		48,351
Deferred refunding costs of \$256,487 were reported on the government fund statements when the debt was incurred. Amortization of deferred refunding costs are recorded in the statement of activities.		(17,340)
Change in Net Assets - Governmental Activities		3,296,212

Amounts Expressed in Whole Dollars		Budgeted Amounts		Actual (Budgetary Basis)	Variance With Final Budget Positive (Negative)
		Original	Final		
REVENUES					
6000	Local Sources	49,338,204	49,338,204	48,057,538	(1,280,666)
7000	State Sources	53,614,216	53,614,216	51,405,908	(2,208,308)
8000	Federal Sources	17,468,485	17,468,485	12,991,232	(4,477,253)
TOTAL REVENUES		120,420,905	120,420,905	112,454,678	(7,966,227)
EXPENDITURES					
1100	Regular Programs	47,333,464	47,333,464	42,848,535	4,484,929
1200	Special Programs	18,902,398	18,902,398	17,589,102	1,313,296
1300	Vocational Programs	3,229,526	3,229,526	2,482,034	747,492
1400	Other Instructional Programs	634,807	634,807	646,876	(12,069)
1500	Nonpublic School Programs	74,887	74,887	74,796	91
1600	Adult Education Programs	314,799	314,799	373,775	(58,976)
1700	Community/Junior College Programs	30,000	30,000	16,865	13,135
1800	Pre-Kindergarten	1,403,510	1,403,510	1,016,311	387,199
2100	Pupil Personnel Services	2,265,330	2,265,330	2,282,189	(16,859)
2200	Instructional Staff Services	4,245,776	4,245,776	3,353,940	891,836
2300	Administrative Services	5,518,895	5,518,895	5,135,649	383,246
2400	Pupil Health	1,766,513	1,766,513	1,788,346	(21,833)
2500	Business Services	1,566,935	1,566,935	1,675,601	(108,666)
2600	Operation and Maintenance of Plant Services	10,093,304	10,093,304	8,484,972	1,608,332
2700	Student Transportation Services	4,557,480	4,557,480	4,383,408	174,072
2800	Central & Other Support Services	2,193,259	2,193,259	1,889,973	303,286
2900	Other Support Services	150,000	150,000	168,609	(18,609)
3100	Food Services				
3200	Student Activities	316,444	316,444	287,107	29,337
3300	Community Services	880,579	880,579	867,342	13,237
3400	Scholarships and Awards				
4000	Fac Acq, Const, and Imp	2,587,351	2,587,351	3,373,989	(786,638)
5110	Debt Service (Principal & Interest)	10,340,177	10,340,177	10,165,333	174,844
5130	Refund of Prior Year Receipts			397,610	(397,610)
5140	Short Term Borrowing – Interests and Costs				
TOTAL EXPENDITURES		118,405,434	118,405,434	109,302,362	9,103,072
EXCESS (DEFICIENCY) OF REVENUES OVER EXPENDITURES		2,015,471	2,015,471	3,152,316	1,136,845

Amounts Expressed in Whole Dollars		Budgeted Amounts		Actual	Variance With
		Original	Final	(Budgetary Basis)	Final Budget Positive (Negative)
OTHER FINANCING SOURCES (USES)					
9100	Sale of Bonds				
9200	Proceeds From Extended Term Financing			2,546,618	2,546,618
9300	Interfund Transfers	200,000	200,000		(200,000)
9400	Sale / Compensation for Fixed Assets	15,000	15,000	36,518	21,518
9700	Transfers from Comp Unit / Primary Govt				
9900	Other Financing Sources Not Listed (9000 Series)				
5120	Debt Service - Refunded Bond Issues				
5150	Bond Discounts				
5200	Interfund Transfers Out	1,087,103	1,087,103	792,701	294,402
5300	Transfers Involving Component Units				
5900	Budgetary Reserve	1,143,366	1,143,366		1,143,366
TOTAL OTHER FINANCING SOURCES (USES)		(2,015,469)	(2,015,469)	1,790,435	3,805,904
SPECIAL AND EXTRAORDINARY ITEMS					
8888	Special Items				
8889	Extraordinary Items				
NET CHANGE IN FUND BALANCES		2	2	4,942,751	4,942,749
0040	Fund Balance - Beginning of Fiscal Year			6,891,507	6,891,507
0050	Prior Period Adjustment				
FUND BALANCE - END OF YEAR		2	2	11,834,258	11,834,256

Amounts Expressed in Whole Dollars		Budgeted Amounts	Actual	Variance With
		Original	(Budgetary Basis)	Final Budget Positive (Negative)
		Final		
REVENUES				
6000	Local Sources		130	130
7000	State Sources			
8000	Federal Sources			
TOTAL REVENUES			130	130
EXPENDITURES				
1100	Regular Programs			
1200	Special Programs			
1300	Vocational Programs			
1400	Other Instructional Programs			
1500	Nonpublic School Programs			
1600	Adult Education Programs			
1700	Community/Junior College Programs			
2100	Pupil Personnel Services			
2200	Instructional Staff Services			
2300	Administrative Services			
2400	Pupil Health			
2500	Business Services			
2600	Operation and Maintenance of Plant Services			
2700	Student Transportation Services			
2800	Central & Other Support Services			
2900	Other Support Services			
3100	Food Services			
3200	Student Activities			
3300	Community Services			
3400	Scholarships and Awards			
4000	Fac Acq, Const, and Imp		6,505	(6,505)
5110	Debt Service (Principal & Interest)			
5130	Refund of Prior Year Receipts			
TOTAL EXPENDITURES			6,505	(6,505)
EXCESS (DEFICIENCY) OF REVENUES OVER EXPENDITURES			(6,375)	(6,375)

Amounts Expressed in Whole Dollars		Budgeted Amounts	Actual	Variance With
		Original	(Budgetary Basis)	Final Budget Positive (Negative)
		Final		
OTHER FINANCING SOURCES (USES)				
9100	Sale of Bonds			
9200	Proceeds From Extended Term Financing			
9300	Interfund Transfers			
9400	Sale / Compensation for Fixed Assets			
9700	Transfers from Comp Unit / Primary Govt			
5150	Bond Discounts			
5200	Interfund Transfers Out			
5300	Transfers Involving Component Units			
5900	Budgetary Reserve			
TOTAL OTHER FINANCING SOURCES (USES)				
SPECIAL AND EXTRAORDINARY ITEMS				
8888	Special Items			
8889	Extraordinary Items			
NET CHANGE IN FUND BALANCES				
0040	Fund Balance - Beginning of Fiscal Year		(6,375)	(6,375)
0050	Prior Period Adjustment		28,728	28,728
FUND BALANCE - END OF YEAR				
			22,353	22,353

Amounts Expressed in Whole Dollars		Budgeted Amounts	Actual	Variance With
		Original	(Budgetary Basis)	Final Budget Positive (Negative)
		Final		
REVENUES				
6000	Local Sources		77,601	77,601
7000	State Sources			
8000	Federal Sources			
TOTAL REVENUES			77,601	77,601
EXPENDITURES				
1100	Regular Programs			
1200	Special Programs			
1300	Vocational Programs			
1400	Other Instructional Programs			
1500	Nonpublic School Programs			
1600	Adult Education Programs			
1700	Community/Junior College Programs			
2100	Pupil Personnel Services			
2200	Instructional Staff Services			
2300	Administrative Services			
2400	Pupil Health			
2500	Business Services			
2600	Operation and Maintenance of Plant Services			
2700	Student Transportation Services			
2800	Central & Other Support Services			
2900	Other Support Services			
3100	Food Services			
3200	Student Activities			
3300	Community Services			
3400	Scholarships and Awards			
4000	Fac Acq, Const, and Imp			
5110	Debt Service (Principal & Interest)			
5130	Refund of Prior Year Receipts			
TOTAL EXPENDITURES				
EXCESS (DEFICIENCY) OF REVENUES OVER EXPENDITURES			77,601	77,601


Amounts Expressed in Whole Dollars		Budgeted Amounts	Actual	Variance With
		Original	(Budgetary Basis)	Final Budget Positive (Negative)
		Final		
OTHER FINANCING SOURCES (USES)				
9100	Sale of Bonds			
9200	Proceeds From Extended Term Financing			
9300	Interfund Transfers		700,000	700,000
9400	Sale / Compensation for Fixed Assets			
9700	Transfers from Comp Unit / Primary Govt			
5120	Debt Service - Refunded Bond Issues			
5150	Bond Discounts			
5200	Interfund Transfers Out			
5300	Transfers Involving Component Units			
5900	Budgetary Reserve			
TOTAL OTHER FINANCING SOURCES (USES)			700,000	700,000
SPECIAL AND EXTRAORDINARY ITEMS				
8888	Special Items			
8889	Extraordinary Items			
NET CHANGE IN FUND BALANCES			777,601	777,601
0040	Fund Balance - Beginning of Fiscal Year		(268,954)	(268,954)
0050	Prior Period Adjustment			
FUND BALANCE - END OF YEAR			508,647	508,647

Amounts Expressed in Whole Dollars


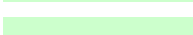

	Food Service (51)	Child Care Operations (52)	Other Major Enterprise Funds (58)	Non-Major Enterprise Funds (59)	TOTAL
ASSETS					
Current Assets:					
0100 Cash and Cash Equivalents	1,644,185				1,644,185
0110 Investments					
0130 Due From Other Funds	195,207				195,207
0141 Due from Other Governments	444,659				444,659
0146 Due From Primary Governments					
0147 Due From Component Units					
0150 Other Receivables (Include Bond Proceeds Receivable)					
0170 Inventories	289,190				289,190
0180 Prepaid Expenses / Expenditures					
0190 Other Current Assets					
Total Current Assets	2,573,241				2,573,241
Noncurrent Assets:					
0108 Restricted Cash and Cash Equivalents					
0160 Advances to Other Funds (Long-Term Loans)					
0211 Land					
0212 Site Improvements (net)					
0220 Building & Building Improvements (net)					
0230 Furniture & Equipment (net)	550,951				550,951
0250 Construction in Progress					
0260 LT Prepayments (net Acc Amort LT Prepayments)					
Total NonCurrent Assets	550,951				550,951
TOTAL ASSETS	3,124,192				3,124,192

**Internal
Service
(60)**

0100
0110
0130
0141
0146
0147
0150
0170
0180
0190



0108
0160
0211
0212
0220
0230
0250
0260



Amounts Expressed in Whole Dollars

	Food Service (51)	Child Care Operations (52)	Other Major Enterprise Funds (58)	Non-Major Enterprise Funds (59)	TOTAL
LIABILITIES					
Current Liabilities:					
0400 Due to Other Funds	2,786,451				2,786,451
0411 Due to Other Governments					
0413 Due to Component Units					
0420 Accounts Payable	59,041				59,041
0430 Contracts Payable					
0440 Current Portion of Long-Term Debt (e.g. St Comp Abs)					
0450 Short-Term Payables					
0461 Accrued Salaries and Benefits					
0462 Payroll Deductions and Withholdings					
0480 Deferred Revenues	192				192
0490 Other Current Liabilities					
Total Current Liabilities	2,845,684				2,845,684
Noncurrent Liabilities:					
0470 Advances from Other Funds					
0510 Bonds Payable					
0520 Extended Term Financing Agreements Payable					
0530 Lease Purchase Obligations					
0540 LT Portion of Compensated Absences					
0550 Authority Lease Obligations					
0599 Other Long-Term Liabilities					
Total NonCurrent Liabilities					
TOTAL LIABILITIES	2,845,684				2,845,684
NET ASSETS					
0791 Invested in Capital Assets Net of Related Debt	550,951				550,951
0798 Restricted for Legal Purposes (0792-0798)					
0799 Unrestricted	(272,443)				(272,443)
TOTAL NET ASSETS	278,508				278,508
TOTAL LIABILITIES AND NET ASSETS	3,124,192				3,124,192

**Internal
Service
(60)**

0400
0411
0413
0420
0430
0440
0450
0461
0462
0480
0490

[Redacted]

0470
0510
0520
0530
0540
0550
0599

[Redacted]

[Redacted]

0791
0798
0799

[Redacted]

[Redacted]

Amounts Expressed in Whole Dollars


	Food Service (51)	Child Care Operations (52)	Other Major Enterprise Funds (58)	Non-Major Enterprise Funds (59)	TOTAL
OPERATING REVENUES					
6600 Food Service Revenue	1,121,177				1,121,177
6900 Charges for Services					
6999 Other Operating Revenues					
TOTAL OPERATING REVENUES	1,121,177				1,121,177
OPERATING EXPENSES					
100 Salaries	1,780,760				1,780,760
200 Employee Benefits	709,923				709,923
300 Purchased Professional and Technical Service	6,138				6,138
400 Purchased Property Services	179,310				179,310
500 Other Purchased Service	1,823,151				1,823,151
600 Supplies	409,602				409,602
700 Depreciation	104,582				104,582
810 Dues and Fees					
890 Other Operating Expenditures					
TOTAL OPERATING EXPENSES	5,013,466				5,013,466
OPERATING INCOME (LOSS)	(3,892,289)				(3,892,289)
NONOPERATING REVENUES (EXPENSES)					
6500 Earnings on Investments	2,472				2,472
6921 Contributions and Donations - Private Sources	16,404				16,404
6930 Gain / Loss on Sale of Fixed Assets				(9,290)	(9,290)
6991 Refunds of Prior Year Expenditures					
7000 State Sources	301,943				301,943
8000 Federal Sources	3,487,018				3,487,018
820 Claims and Judgements					
830 Interest Expenses					
TOTAL NONOPERATING REVENUES (EXPENSES)	3,807,837			(9,290)	3,798,547
INCOME (LOSS) BEFORE CONTRIBUTIONS AND TRANSFERS	(84,452)			(9,290)	(93,742)

Internal
Service
(60)

6600
6900
6999

100
200
300
400
500
600
700
810
890

6500
6921
6930
6991
7000
8000
820
830



Amounts Expressed in Whole Dollars

CONTRIBUTIONS AND TRANSFERS

6922 Capital Contributions
 9998 Transfers From (To) Component Units
 9999 Transfers In (Out)

CHANGE IN NET ASSETS

0041 Net Assets - Beginning of Fiscal Year
 0057 Accounting Changes / Residual Equity Transfers
 0061 Prior Period Adjustment

NET ASSETS - END OF YEAR


	Food Service (51)	Child Care Operations (52)	Other Major Enterprise Funds (58)	Non-Major Enterprise Funds (59)	TOTAL
				92,701	92,701
CHANGE IN NET ASSETS	(84,452)			83,411	(1,041)
0041 Net Assets - Beginning of Fiscal Year	362,960			(83,411)	279,549
0057 Accounting Changes / Residual Equity Transfers					
0061 Prior Period Adjustment					
NET ASSETS - END OF YEAR	278,508				278,508

Internal
Service
(60)

6922

9998



9999



0041

0057

0061




	Food Service (51)	Child Care Operations (52)	Other Major Enterprise Funds (58)	Non-Major Enterprise Funds (59)	TOTAL
Cash Flows From Operating Activities					
9937	Cash Received From Users	1,121,176			1,121,176
9938	Cash Received From Assessments Made to Other Funds				
9939	Cash Received From Earnings on Investments				
9940	Cash Received From Other Operating Revenue				
9941	Cash Payments to Employees For Services	1,780,760			1,780,760
9942	Cash Payments For Insurance Claims				
9943	Cash Payments to Suppliers For Goods and Services	2,608,404			2,608,404
9944	Cash Payments For Other Operating Expenses				
Net Cash Provided By (Used For) Operating Activities		(3,267,988)			(3,267,988)
Cash Flows From Non-Capital Financing Activities					
6000	Local Sources	16,404			16,404
7000	State Sources	297,055			297,055
8000	Federal Sources	3,083,352			3,083,352
9917	Notes and Loans Received (Repaid)				
9918	Interest Paid on Notes/Loans (5100-830)				
9919	Operating Transfers In (Out)/Residual Equity Trans				
9920	Operating Transfers In (Out) Primary Government			64,158	64,158
9921	Operating Transfers In (Out) Component Units				
9922	Refund of Prior Year Expenditures (6991)				
Net Cash Prov By (Used for) Non-Capital Financing Activities		3,396,811		64,158	3,460,969
Cash Flows From Capital and Related Financing Activities					
4000	Fac Acq, Const, and Imp	(86,179)			(86,179)
6930	Gain / Loss on Sale of Fixed Assets			(9,290)	(9,290)
9200	Proceeds From Extended Term Financing				
9925	Principal Paid on Financing Agreements				
9926	Interest Paid on Financing Agreements (5100-830)				
9927	(Inc) Dec in Contributed Capital				
Net Cash Prov By (Used for) Capital and Related Financing Activities		(86,179)		(9,290)	(95,469)
Cash Flows From Investing Activities					
6500	Earnings on Investments	2,472			2,472
9929	Purchase of Inv Securities / Deposits to Inv Pools				
9930	Withdrawals from Investment Pools				
9931	Proceeds from Sale and Maturity of Inv Securities				
9932	Loans Received (Paid)				
Net Cash Prov By (Used for) Investing Activities		2,472			2,472

Internal
Service
(60)


9937
9938
9939
9940
9941
9942
9943
9944




6000
7000
8000
9917
9918
9919
9920
9921
9922



4000
6930
9200
9925
9926
9927



6500
9929
9930
9931
9932



	Food Service (51)	Child Care Operations (52)	Other Major Enterprise Funds (58)	Non-Major Enterprise Funds (59)	TOTAL
Net Inc (Dec) in Cash and Cash Flow	45,116			54,868	99,984
9935 Cash and Cash Equivalents Beginning of Year	1,599,069			(54,868)	1,544,201
Cash and Cash Equivalents at Year End	1,644,185				1,644,185
<hr/>					
9900 Other Financing Sources Not Listed (9000 Series)		(3,892,289)			(3,892,289)
Adjustments to Reconcile Operating Income (Loss) to Net Cash Provided by (Used for):					
9901 Depreciation and Net Amortization		104,582			104,582
9902 Provision for Uncollectible Accounts					
9903 Other Adjustments		302,517			302,517
9904 (Inc) Dec In Accounts Receivable (0120-0150)					
9905 Advances to Other Funds (0160)					
9906 (Inc) Dec in Inventories (0170)		(15,066)			(15,066)
9907 (Inc) Dec in Prepaid Expenses (0180)		14,235			14,235
9908 (Inc) Dec in Other Current Assets (0190)					
9909 Inc (Dec) in Accounts Payable (0400-0450)		(13,060)			(13,060)
9910 Inc (Dec) in Accrued Salaries/Benefits (0461)					
9911 Inc (Dec) in Payroll Deductions/Withholding (0462)					
9912 Inc (Dec) in Advances from Other Funds (0470)		225,482			225,482
9913 Inc (Dec) in Deferred Revenue (0480)		10,996			10,996
9914 Inc (Dec) in Other Current Liabilities (0490)		(5,385)			(5,385)
Total Adjustments		624,301			624,301
Cash Provided By (Used For) Total		(3,267,988)			(3,267,988)

Internal Service (60)	
	9935
	9900
	9901
	9902
	9903
	9904
	9905
	9906
	9907
	9908
	9909
	9910
	9911
	9912
	9913
	9914

Amounts Expressed in Whole Dollars

ASSETS

Assets

0100	Cash and Cash Equivalents
0110	Investments
0130	Due From Other Funds
0147	Due From Component Units
0150	Other Receivables
0160	Advances to Other Funds
0170	Inventories
0180	Prepaid Expenses / Expenditures
0190	Other Current Assets
0220	Building & Building Improvements (net)
0230	Furniture & Equipment (net)

TOTAL ASSETS

Private Purpose Trust (71)	Investment Trust (72)	Pension Trust (73)	Activity (81)	Other Agency (89)
			213,703	
105,218				
				213,703
105,218				213,703

Component Units (98)	Component Units (99)	Total Fiduciary Funds
		318,921
		0100
		0110
		0130
		0147
		0150
		0160
		0170
		0180
		0190
		0220
		0230
		318,921

Amounts Expressed in Whole Dollars

LIABILITIES AND NET ASSETS

Liabilities

	Private Purpose Trust (71)	Investment Trust (72)	Pension Trust (73)	Activity (81)	Other Agency (89)
0400 Due to Other Funds	2,466			1,705	
0411 Due to Other Governments					
0412 Due to Primary Government					
0413 Due to Component Units					
0420 Accounts Payable				174,710	
0430 Contracts Payable					
0450 Short-Term Payables					
0461 Accrued Salaries and Benefits					
0462 Payroll Deductions and Withholdings					
0470 Advances from Other Funds					
0480 Deferred Revenues					
0490 Other Current Liabilities				37,288	
TOTAL LIABILITIES	2,466			213,703	

Net Assets

0791 Invested in Capital Assets Net of Related Debt					
0798 Restricted for Legal Purposes (0792-0798)					
0799 Unrestricted		102,752			
TOTAL NET ASSETS		102,752			

TOTAL LIABILITIES AND NET ASSETS

105,218 **213,703**

Component Units (98)	Component Units (99)	Total Fiduciary Funds
		4,171
		0400
		0411
		0412
		0413
		174,710
		0420
		0430
		0450
		0461
		0462
		0470
		0480
		37,288
		0490
		216,169
		0791
		0798
		102,752
		0799
		102,752
		318,921

Amounts Expressed in Whole Dollars		Private Purpose Trust (71)	Investment Trust (72)	Pension Trust (73)	Component Units (98)	Component Units (99)
Additions						
9945	Gifts and Contributions	33,959				
9946	Other Additions	548				
Deductions						
9947	Scholarships Awarded	18,548				
9948	Other Deductions	4,747				
Change In Net Assets		11,212				
0041	Net Assets - Beginning of Fiscal Year	91,540				
9949	Net Assets Held in Trust for Pension Benefits					
Net Assets - End of Fiscal Year		102,752				

**Total
Fiduciary
Funds**

33,959 9945

548 9946

18,548 9947

4,747 9948

11,212

91,540 0041

9949

102,752

		AMOUNT	TOTAL
6000	Revenue from Local Sources		
6111	Current Real Estate Taxes	31,880,107.00	
6113	Public Utility Realty Tax	60,877.00	
6114	Payments in Lieu of Current Taxes / State & Local	5,348.00	
6130	Current Taxpayer Relief Taxes / Prop. Assmnts	10,342,086.00	
6150	Current Act 511 Taxes - Proportional Assessments	720,472.00	
6400	Delinq on Taxes Levied/Assessed by the LEA	3,207,607.00	
6500	Earnings on Investments	142,539.00	
6831	Federal Rev. Rcvd. from Other PA Public Schools	145,155.00	
6832	Federal IDEA Pass Through Revenue	18,739.00	
6833	Federal ARRA IDEA Pass Through Revenue	810,987.00	
6839	Federal Rev. Rcvd. from Other Intermed. Sources	-9,140.00	
6910	Rentals	45,599.00	
6920	Contributions and Donations From Private Sources	-8,062.00	
6941	Regular Day School Tuition	4,850.00	
6942	Summer School Tuition	35,766.00	
6943	Adult Education Tuition	232,132.00	
6944	Receipts from Other LEAS in PA - Education	396,778.00	
6980	Revenue From Community Service Activities	9,028.00	
6999	All Other Local Revenues Not Specified	16,670.00	
6000	Total Revenue from Local Sources		48,057,538.00

		AMOUNT	TOTAL
7000	Revenue from State Sources		
7110	Basic Instructional Subsidy (In Gross)	27,661,769.00	
7140	Charter Schools	350,527.00	
7160	Tuition - Orphans & Children Placed in Priv. Homes	118,246.00	
7220	Vocational Education	557,605.00	
7230	Alternative Education	52,827.00	
7250	Migratory Children	11,080.00	
7260	Workforce Investment Act (WIA)	35,688.00	
7271	Special Education - Funding for School Aged Pupils	4,686,226.00	
7272	Early Intervention - Handicapped Children	3,246,633.00	
7291	Educational Assistance Program (Tutoring)	281,800.00	
7292	Pre-K Counts	1,114,450.00	
7310	Transportation (Regular and Additional)	2,315,500.00	
7320	Rental and Sinking Fund Payments	2,474,225.00	
7330	Health Services	201,069.00	
7340	State Property Tax Reduction Allocation	2,710,213.00	
7501	PA Accountability Grant	1,407,408.00	
7502	Dual Enrollment Grants	7,339.00	
7599	Additional grants not listed elsewhere	3,458.00	
7810	Revenue for Social Security Payments	2,254,287.00	
7820	Revenue for Retirement Payments	1,914,019.35	
7920	Classrooms for the Future	1,539.00	
7000	Total Revenue from State Sources		51,405,908.35

		AMOUNT	TOTAL
8000	Revenue from Federal Sources		
8390	Restricted Fed. Grants-in-Aid Direct- Fed. Govt.	-1,522.00	
8512	IDEA, Part B	418,473.00	
8513	IDEA, Section 619	248,500.00	
8514	NCLB, Title I - Imprv. Acad. Ach. (Disadvantaged)	2,548,344.00	
8515	NCLB, Title II - Prep/Trng/Recruit. HQ Tchrs/Prin.	603,611.00	
8516	NCLB, Title III - Language Instruction	414,652.00	
8517	NCLB, Title IV - 21st Century Schools	22,512.00	
8519	NCLB, Title VI - Flexibility And Accountability	975,888.00	
8521	Vocational Education - Operating Expenditures	171,575.00	
8660	Workforce Investment Act (WIA)	48,025.00	
8701	ARRA - IDEA, Part B	1,237,585.00	
8702	ARRA -IDEA, Section 619	107,384.00	
8703	ARRA - Title I, Part A & Part D	1,497,898.00	
8708	ARRA - State Fiscal Stabilization Fund	3,718,216.00	
8810	Schl Based ACCESS Med Reimb Prog	669,752.00	
8820	Medical Asst Reimb for Admin Claiming	20,425.00	
8830	Med. Asst. Reimb. (ACCESS) – Early Intervention	289,914.00	
8000	Total Revenue from Federal Sources		12,991,232.00
9000	Other Financing Sources		
9200	Proceeds From Extended Term Financing	2,546,618.00	
9400	Sale or Compensation for Loss of Fixed Assets	36,518.00	
9000	Total Other Financing Sources		2,583,136.00

SUMMARY OF GENERAL FUND REVENUES AND OTHER FINANCING SOURCES

	<u>AMOUNT</u>	<u>TOTAL</u>
Revenue from Local Sources	48,057,538.00	
Revenue from State Sources	51,405,908.35	
Revenue from Federal Sources	12,991,232.00	
Other Financing Sources	2,583,136.00	
		115,037,814.35

	Taxable Assessed Value	Tax Levy	Taxes Collected
6111 Totals	4,366,614,391	41,944,498	31,880,107
6130	Current Taxpayer Relief Taxes / Prop. Assmnts		
6131	Current Act 1 Earned Income Taxes	10,342,086.00	
6130	Current Taxpayer Relief Taxes / Prop. Assmnts		10,342,086.00
6150	Current Act 511 Taxes - Proportional Assessments		
6153	Real Estate Transfer Taxes	720,472.00	
6150	Current Act 511 Taxes - Proportional Assessments		720,472.00

Total Act 1 and Act 511 Taxes

11,062,558.00

<u>REVENUE FROM LOCAL SOURCES</u>		TAX REVENUE REPORTED <u>IN CURRENT YEAR</u>	CURRENT YEAR <u>TAX ACCRUAL</u>	PRIOR YEAR <u>TAX ACCRUAL</u>	TAXES COLLECTED <u>IN CURRENT YEAR</u>
6111	Current Real Estate Taxes	31,880,107.00	0.00	0.00	31,880,107.00
6113	Public Utility Realty Tax	60,877.00	0.00	0.00	60,877.00
6114	Payments in Lieu of Current Taxes / State & Local	5,348.00	0.00	0.00	5,348.00
6130	Current Taxpayer Relief Taxes / Prop. Assmnts	10,342,086.00	0.00	0.00	10,342,086.00
6150	Current Act 511 Taxes - Proportional Assessments	720,472.00	0.00	180,459.00	900,931.00
6400	Delinq on Taxes Levied/Assessed by the LEA	3,207,607.00	0.00	0.00	3,207,607.00
6999 TOTAL TAXES		46,216,497.00	0.00	180,459.00	46,396,956.00

<u>REVENUE FROM DELINQUENT TAXES</u>	<u>TAX REVENUE REPORTED IN CURRENT YEAR</u>	<u>CURRENT YEAR TAX ACCRUAL</u>	<u>PRIOR YEAR TAX ACCRUAL</u>	<u>TAXES COLLECTED IN CURRENT YEAR</u>
6411 Delinquent Real Estate Taxes	3,207,525.00			3,207,525.00
6412 Delinquent Interim Real Estate Taxes				
6431 Delinquent Act 1 Earned Income Taxes				
6432 Delinquent Act 1 Personal Income Taxes				
6451 Delinquent Act 511 Earned Income Taxes				
6461 Delinquent Earned Income Taxes				
TOTAL TAXES	3,207,525.00			3,207,525.00

	<u>Total</u>
1000 Instruction	
100 <u>Personnel Services-Salaries</u>	
Total Personnel Services-Salaries	40,767,079.25
200 <u>Personnel Services-Employee Benefits</u>	
210 Grp Ins - Contracted Provider	70,849.60
220 Social Security Contributions	3,099,079.53
230 PSERS Retirement Contributions	1,973,131.59
240 Tuition Reimbursements	227,717.00
250 Unemployment Compensation	70,691.41
260 Workmen's Compensation	718,014.40
270 Grp Ins - Self Insurance	9,364,358.52
280 Other Post Employment Benefits (OPEB)	15,375.00
290 Other Employee Benefits	361,977.50
Total Personnel Services-Employee Benefits	15,901,194.55
300 <u>Purchased Professional & Technical Services</u>	
Total Purchased Professional & Technical Services	2,339,440.19
400 <u>Purchased Property Services</u>	
Total Purchased Property Services	585,874.53
500 <u>Other Purchased Services</u>	
510 Student Transportation Services	37,589.20
520 Insurance-General	439.38
530 Communications	19,106.46
540 Advertising	9,572.35
560 Tuition	2,404,524.14
580 Travel	47,491.43
590 Miscellaneous Purchased Services	6,806.45
Total Other Purchased Services	2,525,529.41
600 <u>Supplies</u>	
610 General Supplies	553,470.45
620 Energy	13,248.57
630 Food	26,429.97
640 Books & Periodicals	1,407,354.75
Total Supplies	2,000,503.74
700 <u>Property</u>	
750 Equipment - Original & Additional	428,523.93
760 Equipment - Replacement	5,288.50
Total Property	433,812.43
800 <u>Other Objects</u>	
Total Other Objects	494,859.80
Total 1000 Instruction	<u>65,048,293.90</u>

	<u>Elementary</u>	<u>Secondary</u>	<u>Federal</u>	<u>Total</u>
1100 Regular Programs - E/S				
100 <u>Personnel Services-Salaries</u>				
Total Personnel Services-Salaries	14,960,470.71	12,016,715.11	1,543,512.73	28,520,698.55
200 <u>Personnel Services-Employee Benefits</u>				
210 Grp Ins - Contracted Provider	24,108.80	19,581.61	2,375.05	46,065.46
220 Social Security Contributions	1,141,035.61	911,549.36	118,041.10	2,170,626.07
230 PSERS Retirement Contributions	728,649.46	589,432.20	73,474.26	1,391,555.92
240 Tuition Reimbursements	78,256.54	87,109.46	4,401.00	169,767.00
250 Unemployment Compensation	24,247.13	16,628.17	2,699.48	43,574.78
260 Workmen's Compensation	274,265.54	233,665.20	16,175.77	524,106.51
270 Grp Ins - Self Insurance	3,117,597.66	2,481,588.63	349,929.35	5,949,115.64
280 Other Post Employment Benefits (OPEB)	1,937.50	62.50		2,000.00
290 Other Employee Benefits	142,360.00	164,805.00		307,165.00
Total Personnel Services-Employee Benefits	5,532,458.24	4,504,422.13	567,096.01	10,603,976.38
300 <u>Purchased Professional & Technical Services</u>				
Total Purchased Professional & Technical Services	10,250.00		254,159.95	264,409.95
400 <u>Purchased Property Services</u>				
Total Purchased Property Services	172,292.07	35,228.55		207,520.62
500 <u>Other Purchased Services</u>				
510 Student Transportation Services	24,675.70	4,820.00		29,495.70
530 Communications	322.50	618.72	8,372.76	9,313.98
540 Advertising	322.73	196.02		518.75
560 Tuition	331,841.57	1,190,796.53		1,522,638.10
580 Travel	3,295.00	1,172.71		4,467.71
Total Other Purchased Services	360,457.50	1,197,603.98	8,372.76	1,566,434.24
600 <u>Supplies</u>				
610 General Supplies	105,186.29	176,551.22	21,303.86	303,041.37
630 Food		85.00		85.00
640 Books & Periodicals	760,690.87	317,000.54	83,644.32	1,161,335.73
Total Supplies	865,877.16	493,636.76	104,948.18	1,464,462.10
700 <u>Property</u>				
750 Equipment - Original & Additional	117,208.99	61,400.04	39,561.28	218,170.31
Total Property	117,208.99	61,400.04	39,561.28	218,170.31
800 <u>Other Objects</u>				
Total Other Objects	319.50	2,543.25		2,862.75
Total 1100 Regular Programs - E/S	<u>22,019,334.17</u>	<u>18,311,549.82</u>	<u>2,517,650.91</u>	<u>42,848,534.90</u>

	<u>Elementary</u>	<u>Secondary</u>	<u>Federal</u>	<u>Total</u>
1200 Special and Gifted Education				
100 <u>Personnel Services-Salaries</u>				
Total Personnel Services-Salaries	4,957,033.31	3,219,241.53	1,548,807.52	9,725,082.36
200 <u>Personnel Services-Employee Benefits</u>				
210 Grp Ins - Contracted Provider	10,885.19	7,298.00	3,049.56	21,232.75
220 Social Security Contributions	369,749.05	248,250.02	118,099.15	736,098.22
230 PSERS Retirement Contributions	229,226.13	158,431.77	71,616.68	459,274.58
240 Tuition Reimbursements	28,852.00	13,058.00	5,686.00	47,596.00
250 Unemployment Compensation	11,433.25	6,898.98	3,841.24	22,173.47
260 Workmen's Compensation	79,371.21	59,148.66	15,958.22	154,478.09
270 Grp Ins - Self Insurance	1,449,855.81	1,068,605.81	395,460.20	2,913,921.82
280 Other Post Employment Benefits (OPEB)	6,875.00	5,500.00	500.00	12,875.00
290 Other Employee Benefits	28,637.50			28,637.50
Total Personnel Services-Employee Benefits	2,214,885.14	1,567,191.24	614,211.05	4,396,287.43
300 <u>Purchased Professional & Technical Services</u>				
Total Purchased Professional & Technical Services	1,524,547.25	164,512.85	305,260.14	1,994,320.24
400 <u>Purchased Property Services</u>				
Total Purchased Property Services	76,067.16	4,382.10	196,795.26	277,244.52
500 <u>Other Purchased Services</u>				
510 Student Transportation Services	3,294.00	1,855.00		5,149.00
530 Communications	6,130.42	888.72	316.35	7,335.49
560 Tuition	369,487.17	392,122.83		761,610.00
580 Travel	30,777.87	1,398.04	9,796.50	41,972.41
590 Miscellaneous Purchased Services		6,806.45		6,806.45
Total Other Purchased Services	409,689.46	403,071.04	10,112.85	822,873.35
600 <u>Supplies</u>				
610 General Supplies	70,501.82	18,439.55	10,687.28	99,628.65
630 Food	1,371.30		7,727.50	9,098.80
640 Books & Periodicals	63,012.16	103,682.96	2,408.80	169,103.92
Total Supplies	134,885.28	122,122.51	20,823.58	277,831.37
700 <u>Property</u>				
750 Equipment - Original & Additional	70,200.70	3,567.99	16,871.63	90,640.32
760 Equipment - Replacement	113.96		174.54	288.50
Total Property	70,314.66	3,567.99	17,046.17	90,928.82
800 <u>Other Objects</u>				
Total Other Objects	810.00	2,759.00	965.15	4,534.15
Total 1200 Special and Gifted Education	<u>9,388,232.26</u>	<u>5,486,848.26</u>	<u>2,714,021.72</u>	<u>17,589,102.24</u>

	<u>Secondary</u>	<u>Federal</u>	<u>Total</u>
1300 Vocational Education Programs			
100 <u>Personnel Services-Salaries</u>			
Total Personnel Services-Salaries	1,539,199.43		1,539,199.43
200 <u>Personnel Services-Employee Benefits</u>			
210 Grp Ins - Contracted Provider	2,293.01		2,293.01
220 Social Security Contributions	117,147.28		117,147.28
230 PSERS Retirement Contributions	75,624.20		75,624.20
240 Tuition Reimbursements	7,772.00		7,772.00
250 Unemployment Compensation	2,139.36		2,139.36
260 Workmen's Compensation	28,940.35		28,940.35
270 Grp Ins - Self Insurance	339,591.04		339,591.04
290 Other Employee Benefits	26,175.00		26,175.00
Total Personnel Services-Employee Benefits	599,682.24		599,682.24
400 <u>Purchased Property Services</u>			
Total Purchased Property Services	45,539.30	6,215.39	51,754.69
500 <u>Other Purchased Services</u>			
510 Student Transportation Services	2,944.50		2,944.50
530 Communications	83.58		83.58
540 Advertising	1,257.42		1,257.42
580 Travel	547.94		547.94
Total Other Purchased Services	4,833.44		4,833.44
600 <u>Supplies</u>			
610 General Supplies	120,912.87	1,185.44	122,098.31
640 Books & Periodicals	48,670.04	10,696.84	59,366.88
Total Supplies	169,582.91	11,882.28	181,465.19
700 <u>Property</u>			
750 Equipment - Original & Additional	26,334.69	72,833.85	99,168.54
760 Equipment - Replacement		5,000.00	5,000.00
Total Property	26,334.69	77,833.85	104,168.54
800 <u>Other Objects</u>			
Total Other Objects	930.00		930.00
Total 1300 Vocational Education Programs	<u>2,386,102.01</u>	<u>95,931.52</u>	<u>2,482,033.53</u>

	<u>Elementary</u>	<u>Secondary</u>	<u>Federal</u>	<u>Total</u>
1400 Other Instructional Programs - E/S				
100 Personnel Services-Salaries				
Total Personnel Services-Salaries	24,044.00	336,556.28		360,600.28
200 Personnel Services-Employee Benefits				
210 Grp Ins - Contracted Provider	(1.95)	266.24		264.29
220 Social Security Contributions	1,183.24	29,840.97		31,024.21
230 PSERS Retirement Contributions	972.43	18,052.93		19,025.36
240 Tuition Reimbursements		285.00		285.00
250 Unemployment Compensation	31.17	1,088.01		1,119.18
260 Workmen's Compensation	81.65	2,572.93		2,654.58
270 Grp Ins - Self Insurance	(103.96)	34,993.60		34,889.64
280 Other Post Employment Benefits (OPEB)		125.00		125.00
Total Personnel Services-Employee Benefits	2,162.58	87,224.68		89,387.26
300 Purchased Professional & Technical Services				
Total Purchased Professional & Technical Services	35,100.00	35,100.00		70,200.00
500 Other Purchased Services				
530 Communications		1,273.48		1,273.48
540 Advertising		2,499.18		2,499.18
560 Tuition	374.34	103,036.33		103,410.67
Total Other Purchased Services	374.34	106,808.99		107,183.33
600 Supplies				
610 General Supplies	1,089.83	208.57		1,298.40
640 Books & Periodicals	445.09	8,261.86		8,706.95
Total Supplies	1,534.92	8,470.43		10,005.35
800 Other Objects				
Total Other Objects		9,500.00		9,500.00
Total 1400 Other Instructional Programs - E/S	<u>63,215.84</u>	<u>583,660.38</u>		<u>646,876.22</u>

	<u>Elementary</u>	<u>Secondary</u>	<u>Federal</u>	<u>Total</u>
1420 Summer School				
100 Personnel Services-Salaries				
Total Personnel Services-Salaries		21,799.00		21,799.00
200 Personnel Services-Employee Benefits				
210 Grp Ins - Contracted Provider	3.43	13.76		17.19
220 Social Security Contributions	309.91	2,526.12		2,836.03
230 PSERS Retirement Contributions	308.02	1,533.76		1,841.78
250 Unemployment Compensation		15.54		15.54
260 Workmen's Compensation	30.49	419.15		449.64
270 Grp Ins - Self Insurance	455.31	1,429.91		1,885.22
Total Personnel Services-Employee Benefits	1,107.16	5,938.24		7,045.40
600 Supplies				
610 General Supplies	1,089.83	196.00		1,285.83
640 Books & Periodicals	445.09	192.59		637.68
Total Supplies	1,534.92	388.59		1,923.51
Total 1420 Summer School	<u>2,642.08</u>	<u>28,125.83</u>		<u>30,767.91</u>

	<u>Elementary</u>	<u>Secondary</u>	<u>Federal</u>	<u>Total</u>
1430 Homebound Instruction				
100 Personnel Services-Salaries				
Total Personnel Services-Salaries	24,044.00			24,044.00
200 Personnel Services-Employee Benefits				
210 Grp Ins - Contracted Provider	(5.38)			(5.38)
220 Social Security Contributions	873.33			873.33
230 PSERS Retirement Contributions	664.41			664.41
250 Unemployment Compensation	31.17			31.17
260 Workmen's Compensation	51.16			51.16
270 Grp Ins - Self Insurance	(559.27)			(559.27)
Total Personnel Services-Employee Benefits	1,055.42			1,055.42
Total 1430 Homebound Instruction	<u>25,099.42</u>			<u>25,099.42</u>

	<u>Elementary</u>	<u>Secondary</u>	<u>Federal</u>	<u>Total</u>
1440 Alternative Regular Education				
100 Personnel Services-Salaries				
Total Personnel Services-Salaries		145,167.10		145,167.10
200 Personnel Services-Employee Benefits				
210 Grp Ins - Contracted Provider		181.55		181.55
220 Social Security Contributions		10,117.85		10,117.85
230 PSERS Retirement Contributions		5,845.89		5,845.89
250 Unemployment Compensation		413.00		413.00
260 Workmen's Compensation		1,578.05		1,578.05
270 Grp Ins - Self Insurance		27,090.26		27,090.26
280 Other Post Employment Benefits (OPEB)		125.00		125.00
Total Personnel Services-Employee Benefits		45,351.60		45,351.60
300 Purchased Professional & Technical Services				
Total Purchased Professional & Technical Services	35,100.00	35,100.00		70,200.00
500 Other Purchased Services				
530 Communications		75.78		75.78
540 Advertising		591.02		591.02
560 Tuition		103,036.33		103,036.33
Total Other Purchased Services		103,703.13		103,703.13
600 Supplies				
610 General Supplies		6.29		6.29
640 Books & Periodicals		1,513.58		1,513.58
Total Supplies		1,519.87		1,519.87
Total 1440 Alternative Regular Education	<u>35,100.00</u>	<u>330,841.70</u>		<u>365,941.70</u>

	<u>Elementary</u>	<u>Secondary</u>	<u>Federal</u>	<u>Total</u>
1441 Adjudicated / Court Placed Programs				
500 <u>Other Purchased Services</u>				
560 Tuition		28,402.09		28,402.09
Total Other Purchased Services		28,402.09		28,402.09
Total 1441 Adjudicated / Court Placed Programs		<u>28,402.09</u>		<u>28,402.09</u>

	<u>Elementary</u>	<u>Secondary</u>	<u>Federal</u>	<u>Total</u>
1442 PDE Approved Alternative Education Programs				
100 <u>Personnel Services-Salaries</u>				
Total Personnel Services-Salaries		145,167.10		145,167.10
200 <u>Personnel Services-Employee Benefits</u>				
210 Grp Ins - Contracted Provider		181.55		181.55
220 Social Security Contributions		10,117.85		10,117.85
230 PSERS Retirement Contributions		5,845.89		5,845.89
250 Unemployment Compensation		413.00		413.00
260 Workmen's Compensation		1,578.05		1,578.05
270 Grp Ins - Self Insurance		27,090.26		27,090.26
280 Other Post Employment Benefits (OPEB)		125.00		125.00
Total Personnel Services-Employee Benefits		45,351.60		45,351.60
300 <u>Purchased Professional & Technical Services</u>				
Total Purchased Professional & Technical Services	35,100.00	35,100.00		70,200.00
500 <u>Other Purchased Services</u>				
530 Communications		75.78		75.78
540 Advertising		591.02		591.02
560 Tuition		74,634.24		74,634.24
Total Other Purchased Services		75,301.04		75,301.04
600 <u>Supplies</u>				
610 General Supplies		6.29		6.29
640 Books & Periodicals		1,513.58		1,513.58
Total Supplies		1,519.87		1,519.87
Total 1442 PDE Approved Alternative Education Programs	<u>35,100.00</u>	<u>302,439.61</u>		<u>337,539.61</u>

	<u>Elementary</u>	<u>Secondary</u>	<u>Federal</u>	<u>Total</u>
1490 Additional Other Instruction Programs				
100 Personnel Services-Salaries				
Total Personnel Services-Salaries		169,590.18		169,590.18
200 Personnel Services-Employee Benefits				
210 Grp Ins - Contracted Provider		70.93		70.93
220 Social Security Contributions		17,197.00		17,197.00
230 PSERS Retirement Contributions		10,673.28		10,673.28
240 Tuition Reimbursements		285.00		285.00
250 Unemployment Compensation		659.47		659.47
260 Workmen's Compensation		575.73		575.73
270 Grp Ins - Self Insurance		6,473.43		6,473.43
Total Personnel Services-Employee Benefits		35,934.84		35,934.84
500 Other Purchased Services				
530 Communications		1,197.70		1,197.70
540 Advertising		1,908.16		1,908.16
560 Tuition	374.34			374.34
Total Other Purchased Services	374.34	3,105.86		3,480.20
600 Supplies				
610 General Supplies		6.28		6.28
640 Books & Periodicals		6,555.69		6,555.69
Total Supplies		6,561.97		6,561.97
800 Other Objects				
Total Other Objects		9,500.00		9,500.00
Total 1490 Additional Other Instruction Programs	<u>374.34</u>	<u>224,692.85</u>		<u>225,067.19</u>

	<u>Federal</u>	<u>Total</u>
1500 Nonpublic School Programs		
100 <u>Personnel Services-Salaries</u>		
Total Personnel Services-Salaries	54,433.92	54,433.92
200 <u>Personnel Services-Employee Benefits</u>		
210 Grp Ins - Contracted Provider	71.62	71.62
220 Social Security Contributions	4,164.07	4,164.07
230 PSERS Retirement Contributions	2,601.89	2,601.89
250 Unemployment Compensation	75.97	75.97
260 Workmen's Compensation	573.36	573.36
270 Grp Ins - Self Insurance	12,874.90	12,874.90
Total Personnel Services-Employee Benefits	20,361.81	20,361.81
Total 1500 Nonpublic School Programs	<u>74,795.73</u>	<u>74,795.73</u>

	<u>Federal</u>	<u>Total</u>
1600 Adult Education Programs		
100 <u>Personnel Services-Salaries</u>		
Total Personnel Services-Salaries		233,781.81
200 <u>Personnel Services-Employee Benefits</u>		
210 Grp Ins - Contracted Provider		256.03
220 Social Security Contributions		16,947.27
230 PSERS Retirement Contributions		10,547.03
250 Unemployment Compensation		440.74
260 Workmen's Compensation		4,160.03
270 Grp Ins - Self Insurance		34,727.28
280 Other Post Employment Benefits (OPEB)		125.00
Total Personnel Services-Employee Benefits		67,203.38
300 <u>Purchased Professional & Technical Services</u>		
Total Purchased Professional & Technical Services		10,510.00
400 <u>Purchased Property Services</u>		
Total Purchased Property Services		4,721.11
500 <u>Other Purchased Services</u>		
520 Insurance-General		439.38
530 Communications		1,099.93
540 Advertising		5,297.00
Total Other Purchased Services		6,836.31
600 <u>Supplies</u>		
610 General Supplies		11,950.51
640 Books & Periodicals	5,544.86	8,045.52
Total Supplies	5,544.86	19,996.03
700 <u>Property</u>		
750 Equipment - Original & Additional	7,451.70	8,835.02
Total Property	7,451.70	8,835.02
800 <u>Other Objects</u>		
Total Other Objects		21,890.90
Total 1600 Adult Education Programs	<u>12,996.56</u>	<u>373,774.56</u>

1700 Community / Junior College Education Programs

500 Other Purchased Services

560 Tuition

Total Other Purchased Services

Total 1700 Community / Junior College Education Programs

Total

16,865.37

16,865.37

16,865.37

	<u>Federal</u>	<u>Total</u>
1800 Pre-Kindergarten		
100 <u>Personnel Services-Salaries</u>		
Total Personnel Services-Salaries		333,282.90
200 <u>Personnel Services-Employee Benefits</u>		
210 Grp Ins - Contracted Provider		666.44
220 Social Security Contributions		23,072.41
230 PSERS Retirement Contributions		14,502.61
240 Tuition Reimbursements		2,297.00
250 Unemployment Compensation		1,167.91
260 Workmen's Compensation		3,101.48
270 Grp Ins - Self Insurance		79,238.20
280 Other Post Employment Benefits (OPEB)		250.00
Total Personnel Services-Employee Benefits		124,296.05
400 <u>Purchased Property Services</u>		
Total Purchased Property Services		44,633.59
500 <u>Other Purchased Services</u>		
580 Travel		503.37
Total Other Purchased Services		503.37
600 <u>Supplies</u>		
610 General Supplies		15,453.21
620 Energy		13,248.57
630 Food		17,246.17
640 Books & Periodicals		795.75
Total Supplies		46,743.70
700 <u>Property</u>		
750 Equipment - Original & Additional		11,709.74
Total Property		11,709.74
800 <u>Other Objects</u>		
Total Other Objects		455,142.00
Total 1800 Pre-Kindergarten		<u>1,016,311.35</u>

	<u>Federal</u>	<u>Total</u>
1801 Pre K Instruction		
100 <u>Personnel Services-Salaries</u>		
Total Personnel Services-Salaries		282,846.29
200 <u>Personnel Services-Employee Benefits</u>		
210 Grp Ins - Contracted Provider		556.33
220 Social Security Contributions		19,240.13
230 PSERS Retirement Contributions		11,470.67
240 Tuition Reimbursements		1,514.00
250 Unemployment Compensation		947.90
260 Workmen's Compensation		2,565.68
270 Grp Ins - Self Insurance		58,740.87
280 Other Post Employment Benefits (OPEB)		250.00
Total Personnel Services-Employee Benefits		95,285.58
500 <u>Other Purchased Services</u>		
580 Travel		178.85
Total Other Purchased Services		178.85
600 <u>Supplies</u>		
610 General Supplies		12,449.56
640 Books & Periodicals		795.75
Total Supplies		13,245.31
700 <u>Property</u>		
750 Equipment - Original & Additional		4,843.11
Total Property		4,843.11
800 <u>Other Objects</u>		
Total Other Objects		142.00
Total 1801 Pre K Instruction		<u>396,541.14</u>

	<u>Federal</u>	<u>Total</u>
1802 Pre-K Non-Instructional Support/Services		
100 <u>Personnel Services-Salaries</u>		
Total Personnel Services-Salaries		22,972.61
200 <u>Personnel Services-Employee Benefits</u>		
210 Grp Ins - Contracted Provider		25.11
220 Social Security Contributions		1,757.36
230 PSERS Retirement Contributions		1,098.06
250 Unemployment Compensation		30.01
260 Workmen's Compensation		251.01
270 Grp Ins - Self Insurance		5,221.92
Total Personnel Services-Employee Benefits		8,383.47
500 <u>Other Purchased Services</u>		
580 Travel		244.52
Total Other Purchased Services		244.52
600 <u>Supplies</u>		
610 General Supplies		2,211.39
Total Supplies		2,211.39
Total 1802 Pre-K Non-Instructional Support/Services		<u>33,811.99</u>

	<u>Federal</u>	<u>Total</u>
1803 Pre-K Operations and Maintenance		
100 <u>Personnel Services-Salaries</u>		
Total Personnel Services-Salaries		27,464.00
200 <u>Personnel Services-Employee Benefits</u>		
210 Grp Ins - Contracted Provider		85.00
220 Social Security Contributions		2,074.92
230 PSERS Retirement Contributions		1,933.88
250 Unemployment Compensation		190.00
260 Workmen's Compensation		284.79
270 Grp Ins - Self Insurance		15,275.41
Total Personnel Services-Employee Benefits		19,844.00
400 <u>Purchased Property Services</u>		
Total Purchased Property Services		44,633.59
600 <u>Supplies</u>		
610 General Supplies		792.26
620 Energy		13,248.57
Total Supplies		14,040.83
700 <u>Property</u>		
750 Equipment - Original & Additional		4,225.00
Total Property		4,225.00
Total 1803 Pre-K Operations and Maintenance		<u>110,207.42</u>

	<u>Federal</u>	<u>Total</u>
1805 Pre-K Food Services		
600 <u>Supplies</u>		
630 Food		17,246.17
Total Supplies		17,246.17
Total 1805 Pre-K Food Services		<u>17,246.17</u>

	<u>Federal</u>	<u>Total</u>
1806 Pre-K Professional Development		
200 <u>Personnel Services-Employee Benefits</u>		
240 Tuition Reimbursements		783.00
Total Personnel Services-Employee Benefits		783.00
500 <u>Other Purchased Services</u>		
580 Travel		80.00
Total Other Purchased Services		80.00
700 <u>Property</u>		
750 Equipment - Original & Additional		2,641.63
Total Property		2,641.63
Total 1806 Pre-K Professional Development		<u>3,504.63</u>

1807 Pre-K Pass Thru Funds (Partners)

800 Other Objects

800 Other Objects

Total Other Objects

Total 1807 Pre-K Pass Thru Funds (Partners)

Total

455,000.00

455,000.00

455,000.00

	<u>Total</u>
2000 Support Services	
100 Personnel Services-Salaries	
Total Personnel Services-Salaries	12,525,932.12
200 Personnel Services-Employee Benefits	
210 Grp Ins - Contracted Provider	22,313.99
220 Social Security Contributions	919,285.38
230 PSERS Retirement Contributions	575,623.21
240 Tuition Reimbursements	17,310.75
250 Unemployment Compensation	23,842.20
260 Workmen's Compensation	219,230.76
270 Grp Ins - Self Insurance	2,818,344.17
280 Other Post Employment Benefits (OPEB)	4,708.40
290 Other Employee Benefits	157,360.33
Total Personnel Services-Employee Benefits	4,758,019.19
300 Purchased Professional & Technical Services	
Total Purchased Professional & Technical Services	2,312,903.00
400 Purchased Property Services	
Total Purchased Property Services	2,361,110.38
500 Other Purchased Services	
510 Student Transportation Services	4,122,509.26
520 Insurance-General	224,020.98
530 Communications	80,864.33
540 Advertising	40,871.48
550 Printing & Binding	11,862.41
580 Travel	30,821.54
590 Miscellaneous Purchased Services	309,599.27
Total Other Purchased Services	4,820,549.27
600 Supplies	
610 General Supplies	913,594.36
620 Energy	756,017.63
630 Food	4,824.25
640 Books & Periodicals	166,899.84
Total Supplies	1,841,336.08
700 Property	
750 Equipment - Original & Additional	285,633.75
760 Equipment - Replacement	18,271.46
Total Property	303,905.21
800 Other Objects	
Total Other Objects	238,933.19
Total 2000 Support Services	<u>29,162,688.44</u>

	<u>Federal</u>	<u>Total</u>
2100 Pupil Personnel		
100 <u>Personnel Services-Salaries</u>		
Total Personnel Services-Salaries		1,679,066.08
200 <u>Personnel Services-Employee Benefits</u>		
210 Grp Ins - Contracted Provider		2,164.23
220 Social Security Contributions		108,575.62
230 PSERS Retirement Contributions		66,816.63
240 Tuition Reimbursements		4,085.50
250 Unemployment Compensation		2,349.34
260 Workmen's Compensation		27,906.27
270 Grp Ins - Self Insurance		286,687.73
280 Other Post Employment Benefits (OPEB)		500.00
290 Other Employee Benefits		30,064.30
Total Personnel Services-Employee Benefits		529,149.62
300 <u>Purchased Professional & Technical Services</u>		
Total Purchased Professional & Technical Services		996.50
400 <u>Purchased Property Services</u>		
Total Purchased Property Services		3,055.16
500 <u>Other Purchased Services</u>		
530 Communications		1,054.46
540 Advertising		3,323.32
580 Travel		1,755.61
Total Other Purchased Services		6,133.39
600 <u>Supplies</u>		
610 General Supplies	3,825.00	40,221.99
630 Food		75.00
640 Books & Periodicals		18,518.92
Total Supplies	3,825.00	58,815.91
700 <u>Property</u>		
750 Equipment - Original & Additional	3,947.00	4,575.43
Total Property	3,947.00	4,575.43
800 <u>Other Objects</u>		
Total Other Objects		397.33
Total 2100 Pupil Personnel	<u>7,772.00</u>	<u>2,282,189.42</u>

	<u>Elementary</u>	<u>Secondary</u>	<u>Federal</u>	<u>Total</u>
2120 Guidance Services				
100 Personnel Services-Salaries				
Total Personnel Services-Salaries	386,101.53	814,035.72		1,200,137.25
200 Personnel Services-Employee Benefits				
210 Grp Ins - Contracted Provider	465.40	975.62		1,441.02
220 Social Security Contributions	25,229.78	52,666.73		77,896.51
230 PSERS Retirement Contributions	15,532.57	32,393.67		47,926.24
240 Tuition Reimbursements	1,615.25	1,615.25		3,230.50
250 Unemployment Compensation	417.50	1,043.61		1,461.11
260 Workmen's Compensation	6,647.82	13,297.95		19,945.77
270 Grp Ins - Self Insurance	58,559.54	141,115.55		199,675.09
280 Other Post Employment Benefits (OPEB)		250.00		250.00
Total Personnel Services-Employee Benefits	108,467.86	243,358.38		351,826.24
400 Purchased Property Services				
Total Purchased Property Services	1,140.12	1,535.00		2,675.12
500 Other Purchased Services				
530 Communications	277.00	386.56		663.56
Total Other Purchased Services	277.00	386.56		663.56
600 Supplies				
610 General Supplies	1,728.42	12,268.33		13,996.75
630 Food		75.00		75.00
640 Books & Periodicals	7,067.00	11,451.92		18,518.92
Total Supplies	8,795.42	23,795.25		32,590.67
700 Property				
750 Equipment - Original & Additional		315.17		315.17
Total Property		315.17		315.17
Total 2120 Guidance Services	<u>504,781.93</u>	<u>1,083,426.08</u>		<u>1,588,208.01</u>

	<u>Federal</u>	<u>Total</u>
2130 Attendance Services		
600 <u>Supplies</u>		
610 General Supplies		21,332.52
Total Supplies		21,332.52
Total 2130 Attendance Services		<u>21,332.52</u>

	<u>Elementary</u>	<u>Secondary</u>	<u>Federal</u>	<u>Total</u>
2140 Psychological Services				
100 Personnel Services-Salaries				
Total Personnel Services-Salaries	160,117.57	85,943.53		246,061.10
200 Personnel Services-Employee Benefits				
210 Grp Ins - Contracted Provider	209.82	106.82		316.64
220 Social Security Contributions	10,076.63	5,632.13		15,708.76
230 PSERS Retirement Contributions	6,340.42	3,241.90		9,582.32
240 Tuition Reimbursements	285.00	285.00		570.00
250 Unemployment Compensation	270.37	138.61		408.98
260 Workmen's Compensation	2,646.73	1,484.25		4,130.98
270 Grp Ins - Self Insurance	40,946.97	11,468.10		52,415.07
290 Other Employee Benefits	20,000.00	10,064.30		30,064.30
Total Personnel Services-Employee Benefits	80,775.94	32,421.11		113,197.05
Total 2140 Psychological Services	<u>240,893.51</u>	<u>118,364.64</u>		<u>359,258.15</u>

	<u>Federal</u>	<u>Total</u>
2160 Social Work Services		
100 <u>Personnel Services-Salaries</u>		
Total Personnel Services-Salaries		160,270.83
200 <u>Personnel Services-Employee Benefits</u>		
210 Grp Ins - Contracted Provider		241.28
220 Social Security Contributions		10,375.96
230 PSERS Retirement Contributions		6,550.19
240 Tuition Reimbursements		285.00
250 Unemployment Compensation		311.07
260 Workmen's Compensation		2,770.36
270 Grp Ins - Self Insurance		15,355.06
Total Personnel Services-Employee Benefits		35,888.92
400 <u>Purchased Property Services</u>		
Total Purchased Property Services		380.04
500 <u>Other Purchased Services</u>		
530 Communications		390.90
580 Travel		1,755.61
Total Other Purchased Services		2,146.51
600 <u>Supplies</u>		
610 General Supplies		168.96
Total Supplies		168.96
700 <u>Property</u>		
750 Equipment - Original & Additional		313.26
Total Property		313.26
Total 2160 Social Work Services		<u>199,168.52</u>

	<u>Federal</u>	<u>Total</u>
2170 Student Accounting Services		
100 <u>Personnel Services-Salaries</u>		
Total Personnel Services-Salaries		72,596.90
200 <u>Personnel Services-Employee Benefits</u>		
210 Grp Ins - Contracted Provider		165.29
220 Social Security Contributions		4,594.39
230 PSERS Retirement Contributions		2,757.88
250 Unemployment Compensation		168.18
260 Workmen's Compensation		1,059.16
270 Grp Ins - Self Insurance		19,242.51
280 Other Post Employment Benefits (OPEB)		250.00
Total Personnel Services-Employee Benefits		28,237.41
300 <u>Purchased Professional & Technical Services</u>		
Total Purchased Professional & Technical Services		996.50
500 <u>Other Purchased Services</u>		
540 Advertising		3,323.32
Total Other Purchased Services		3,323.32
600 <u>Supplies</u>		
610 General Supplies		898.76
Total Supplies		898.76
800 <u>Other Objects</u>		
Total Other Objects		397.33
Total 2170 Student Accounting Services		<u>106,450.22</u>

	<u>Elementary</u>	<u>Secondary</u>	<u>Federal</u>	<u>Total</u>
2190 Other Pupil Personnel Services				
600 Supplies				
610 General Supplies			3,825.00	3,825.00
Total Supplies			3,825.00	3,825.00
700 Property				
750 Equipment - Original & Additional			3,947.00	3,947.00
Total Property			3,947.00	3,947.00
Total 2190 Other Pupil Personnel Services			<u>7,772.00</u>	<u>7,772.00</u>

	<u>Elementary</u>	<u>Secondary</u>	<u>Federal</u>	<u>Total</u>
2200 Instructional Staff				
100 <u>Personnel Services-Salaries</u>				
Total Personnel Services-Salaries	421,327.24	400,611.48	254,652.45	1,076,591.17
200 <u>Personnel Services-Employee Benefits</u>				
210 Grp Ins - Contracted Provider	545.85	506.56	339.24	1,391.65
220 Social Security Contributions	30,411.94	28,397.55	19,441.82	78,251.31
230 PSERS Retirement Contributions	16,637.13	17,420.53	12,161.93	46,219.59
250 Unemployment Compensation	1,061.43	499.38	339.01	1,899.82
260 Workmen's Compensation	5,499.72	5,913.42	2,689.22	14,102.36
270 Grp Ins - Self Insurance	86,246.34	69,258.45	58,470.41	213,975.20
280 Other Post Employment Benefits (OPEB)	156.25	93.75		250.00
290 Other Employee Benefits		7,225.00		7,225.00
Total Personnel Services-Employee Benefits	140,558.66	129,314.64	93,441.63	363,314.93
300 <u>Purchased Professional & Technical Services</u>				
Total Purchased Professional & Technical Services	1,006,125.75	684,984.20	39,860.46	1,730,970.41
400 <u>Purchased Property Services</u>				
Total Purchased Property Services	3,040.32	1,276.92		4,317.24
500 <u>Other Purchased Services</u>				
580 Travel	1,691.85	50.29	12,588.44	14,330.58
Total Other Purchased Services	1,691.85	50.29	12,588.44	14,330.58
600 <u>Supplies</u>				
610 General Supplies	6,159.71	1,505.26	632.00	8,296.97
630 Food	1,250.00	1,250.00		2,500.00
640 Books & Periodicals	119,437.00	21,745.04		141,182.04
Total Supplies	126,846.71	24,500.30	632.00	151,979.01
700 <u>Property</u>				
750 Equipment - Original & Additional	1,521.42	8,815.00		10,336.42
Total Property	1,521.42	8,815.00		10,336.42
800 <u>Other Objects</u>				
Total Other Objects	1,590.00	510.00		2,100.00
Total 2200 Instructional Staff	<u>1,702,701.95</u>	<u>1,250,062.83</u>	<u>401,174.98</u>	<u>3,353,939.76</u>

	<u>Federal</u>	<u>Total</u>
2300 Administration		
100 <u>Personnel Services-Salaries</u>		
Total Personnel Services-Salaries		3,330,522.46
200 <u>Personnel Services-Employee Benefits</u>		
210 Grp Ins - Contracted Provider		4,565.73
220 Social Security Contributions		252,460.56
230 PSERS Retirement Contributions		171,158.90
240 Tuition Reimbursements		8,606.00
250 Unemployment Compensation		4,782.19
260 Workmen's Compensation		60,686.17
270 Grp Ins - Self Insurance		624,847.57
280 Other Post Employment Benefits (OPEB)		2,625.00
290 Other Employee Benefits		58,837.90
Total Personnel Services-Employee Benefits		1,188,570.02
300 <u>Purchased Professional & Technical Services</u>		
Total Purchased Professional & Technical Services		385,298.64
400 <u>Purchased Property Services</u>		
Total Purchased Property Services		22,628.48
500 <u>Other Purchased Services</u>		
520 Insurance-General		21,061.31
530 Communications		43,045.06
540 Advertising		10,191.23
550 Printing & Binding		11,862.41
580 Travel		2,256.74
Total Other Purchased Services		88,416.75
600 <u>Supplies</u>		
610 General Supplies		46,199.14
630 Food		2,249.25
640 Books & Periodicals		3,616.55
Total Supplies		52,064.94
700 <u>Property</u>		
750 Equipment - Original & Additional		41,266.92
760 Equipment - Replacement		25.00
Total Property		41,291.92
800 <u>Other Objects</u>		
Total Other Objects		26,855.91
Total 2300 Administration		<u>5,135,649.12</u>

	<u>Federal</u>	<u>Total</u>
2310 Board Services		
100 Personnel Services-Salaries		
Total Personnel Services-Salaries		6,154.64
200 Personnel Services-Employee Benefits		
210 Grp Ins - Contracted Provider		6.33
220 Social Security Contributions		445.09
230 PSERS Retirement Contributions		294.20
250 Unemployment Compensation		4.13
260 Workmen's Compensation		111.54
270 Grp Ins - Self Insurance		1,485.98
Total Personnel Services-Employee Benefits		2,347.27
300 Purchased Professional & Technical Services		
Total Purchased Professional & Technical Services		42,239.00
500 Other Purchased Services		
520 Insurance-General		3,115.00
540 Advertising		3,745.40
Total Other Purchased Services		6,860.40
600 Supplies		
610 General Supplies		1,078.05
630 Food		1,119.50
640 Books & Periodicals		127.50
Total Supplies		2,325.05
700 Property		
750 Equipment - Original & Additional		4,209.00
Total Property		4,209.00
800 Other Objects		
Total Other Objects		14,420.00
Total 2310 Board Services		<u>78,555.36</u>

	<u>Federal</u>	<u>Total</u>
2330 Tax Assessment And Collection Services		
100 <u>Personnel Services-Salaries</u>		
Total Personnel Services-Salaries		113,688.32
200 <u>Personnel Services-Employee Benefits</u>		
220 Social Security Contributions		8,697.21
250 Unemployment Compensation		705.05
260 Workmen's Compensation		2,061.42
Total Personnel Services-Employee Benefits		11,463.68
300 <u>Purchased Professional & Technical Services</u>		
Total Purchased Professional & Technical Services		161,895.71
500 <u>Other Purchased Services</u>		
520 Insurance-General		17,946.31
530 Communications		19,719.37
540 Advertising		305.28
550 Printing & Binding		11,862.41
Total Other Purchased Services		49,833.37
600 <u>Supplies</u>		
610 General Supplies		1,646.26
Total Supplies		1,646.26
Total 2330 Tax Assessment And Collection Services		<u>338,527.34</u>

	<u>Federal</u>	<u>Total</u>
2340 Staff Relations And Negotiations Services		
300 <u>Purchased Professional & Technical Services</u>		
Total Purchased Professional & Technical Services		61,589.52
Total 2340 Staff Relations And Negotiations Services		<u>61,589.52</u>

	<u>Federal</u>	<u>Total</u>
2350 Legal and Accounting Services		
100 <u>Personnel Services-Salaries</u>		
Total Personnel Services-Salaries		15,100.08
200 <u>Personnel Services-Employee Benefits</u>		
220 Social Security Contributions		1,155.12
250 Unemployment Compensation		95.56
260 Workmen's Compensation		273.58
Total Personnel Services-Employee Benefits		1,524.26
300 <u>Purchased Professional & Technical Services</u>		
Total Purchased Professional & Technical Services		90,719.81
500 <u>Other Purchased Services</u>		
530 Communications		5.39
Total Other Purchased Services		5.39
600 <u>Supplies</u>		
640 Books & Periodicals		978.50
Total Supplies		978.50
Total 2350 Legal and Accounting Services		<u>108,328.04</u>

	<u>Elementary</u>	<u>Secondary</u>	<u>Federal</u>	<u>Total</u>
2360 Office Of The Superintendent (Exec Dir.) Svcs.				
100 <u>Personnel Services-Salaries</u>				
Total Personnel Services-Salaries				649,938.70
200 <u>Personnel Services-Employee Benefits</u>				
210 Grp Ins - Contracted Provider				768.24
220 Social Security Contributions				48,011.98
230 PSERS Retirement Contributions				30,789.22
250 Unemployment Compensation				626.46
260 Workmen's Compensation				11,793.88
270 Grp Ins - Self Insurance				90,388.15
280 Other Post Employment Benefits (OPEB)				437.50
290 Other Employee Benefits				38,837.90
Total Personnel Services-Employee Benefits				221,653.33
300 <u>Purchased Professional & Technical Services</u>				
Total Purchased Professional & Technical Services				28,854.60
400 <u>Purchased Property Services</u>				
Total Purchased Property Services				847.58
500 <u>Other Purchased Services</u>				
530 Communications	784.54	784.55		1,569.09
540 Advertising				2,400.43
580 Travel				1,267.08
Total Other Purchased Services				5,236.60
600 <u>Supplies</u>				
610 General Supplies				4,880.96
630 Food				1,129.75
640 Books & Periodicals				1,308.85
Total Supplies				7,319.56
700 <u>Property</u>				
750 Equipment - Original & Additional				6,403.44
760 Equipment - Replacement				25.00
Total Property				6,428.44
800 <u>Other Objects</u>				
Total Other Objects				5,133.11
Total 2360 Office Of The Superintendent (Exec Dir.) Svcs.				<u>925,411.92</u>

	<u>Elementary</u>	<u>Secondary</u>	<u>Federal</u>	<u>Total</u>
2380 Office Of The Principal Services				
100 Personnel Services-Salaries				
Total Personnel Services-Salaries	1,336,024.34	1,209,616.38		2,545,640.72
200 Personnel Services-Employee Benefits				
210 Grp Ins - Contracted Provider	2,004.88	1,786.28		3,791.16
220 Social Security Contributions	102,140.68	92,010.48		194,151.16
230 PSERS Retirement Contributions	63,270.23	76,805.25		140,075.48
240 Tuition Reimbursements	570.00	8,036.00		8,606.00
250 Unemployment Compensation	1,671.44	1,679.55		3,350.99
260 Workmen's Compensation	24,245.52	22,200.23		46,445.75
270 Grp Ins - Self Insurance	283,087.23	249,886.21		532,973.44
280 Other Post Employment Benefits (OPEB)		2,187.50		2,187.50
290 Other Employee Benefits	10,000.00	10,000.00		20,000.00
Total Personnel Services-Employee Benefits	486,989.98	464,591.50		951,581.48
400 Purchased Property Services				
Total Purchased Property Services	9,856.92	11,923.98		21,780.90
500 Other Purchased Services				
530 Communications	9,578.64	12,172.57		21,751.21
540 Advertising	1,496.91	2,243.21		3,740.12
580 Travel	371.20	618.46		989.66
Total Other Purchased Services	11,446.75	15,034.24		26,480.99
600 Supplies				
610 General Supplies	13,227.86	25,366.01		38,593.87
640 Books & Periodicals	459.20	742.50		1,201.70
Total Supplies	13,687.06	26,108.51		39,795.57
700 Property				
750 Equipment - Original & Additional	11,037.36	19,617.12		30,654.48
Total Property	11,037.36	19,617.12		30,654.48
800 Other Objects				
Total Other Objects	1,950.00	5,352.80		7,302.80
Total 2380 Office Of The Principal Services	<u>1,870,992.41</u>	<u>1,752,244.53</u>		<u>3,623,236.94</u>

	<u>Federal</u>	<u>Total</u>
2400 Pupil Health		
100 <u>Personnel Services-Salaries</u>		
Total Personnel Services-Salaries		1,301,359.73
200 <u>Personnel Services-Employee Benefits</u>		
210 Grp Ins - Contracted Provider		1,926.07
220 Social Security Contributions		89,643.34
230 PSERS Retirement Contributions		56,002.37
240 Tuition Reimbursements		3,179.25
250 Unemployment Compensation		2,044.11
260 Workmen's Compensation		20,935.22
270 Grp Ins - Self Insurance		268,906.63
Total Personnel Services-Employee Benefits		442,636.99
300 <u>Purchased Professional & Technical Services</u>		
Total Purchased Professional & Technical Services		9,498.00
400 <u>Purchased Property Services</u>		
Total Purchased Property Services		1,280.04
500 <u>Other Purchased Services</u>		
520 Insurance-General		1,092.00
530 Communications		800.00
540 Advertising		736.89
580 Travel		1,771.53
Total Other Purchased Services		4,400.42
600 <u>Supplies</u>		
610 General Supplies		16,867.67
640 Books & Periodicals		1,000.65
Total Supplies		17,868.32
700 <u>Property</u>		
750 Equipment - Original & Additional		10,640.58
760 Equipment - Replacement		662.00
Total Property		11,302.58
Total 2400 Pupil Health		<u>1,788,346.08</u>

	<u>Federal</u>	<u>Total</u>
2500 Business		
100 <u>Personnel Services-Salaries</u>		
Total Personnel Services-Salaries		850,905.63
200 <u>Personnel Services-Employee Benefits</u>		
210 Grp Ins - Contracted Provider		1,351.80
220 Social Security Contributions		62,851.15
230 PSERS Retirement Contributions		38,551.20
250 Unemployment Compensation		1,257.52
260 Workmen's Compensation		15,258.89
270 Grp Ins - Self Insurance		198,071.00
280 Other Post Employment Benefits (OPEB)		854.17
290 Other Employee Benefits		41,233.13
Total Personnel Services-Employee Benefits		359,428.86
300 <u>Purchased Professional & Technical Services</u>		
Total Purchased Professional & Technical Services		27,646.64
400 <u>Purchased Property Services</u>		
Total Purchased Property Services		23,977.02
500 <u>Other Purchased Services</u>		
530 Communications		4,621.04
540 Advertising		17,383.33
580 Travel		850.90
590 Miscellaneous Purchased Services		7,896.00
Total Other Purchased Services		30,751.27
600 <u>Supplies</u>		
610 General Supplies		93,612.92
640 Books & Periodicals		884.75
Total Supplies		94,497.67
700 <u>Property</u>		
750 Equipment - Original & Additional		80,959.21
Total Property		80,959.21
800 <u>Other Objects</u>		
Total Other Objects		207,435.13
Total 2500 Business		<u>1,675,601.43</u>

	<u>Elementary</u>	<u>Secondary</u>	<u>Federal</u>	<u>Total</u>
2600 Operation & Maintenance of Plant Services				
100 Personnel Services-Salaries				
Total Personnel Services-Salaries				3,520,959.93
200 Personnel Services-Employee Benefits				
210 Grp Ins - Contracted Provider				9,694.81
220 Social Security Contributions				268,956.98
230 PSERS Retirement Contributions				159,824.08
250 Unemployment Compensation				10,314.32
260 Workmen's Compensation				67,772.07
270 Grp Ins - Self Insurance				1,071,075.72
280 Other Post Employment Benefits (OPEB)				250.00
Total Personnel Services-Employee Benefits				1,587,887.98
300 Purchased Professional & Technical Services				
Total Purchased Professional & Technical Services				49,505.55
400 Purchased Property Services				
Total Purchased Property Services				1,782,710.35
500 Other Purchased Services				
522 Automotive Liability Insurance				15,096.67
523 General Property and Liability Insurance				185,365.00
529 Other Insurance				1,406.00
530 Communications				16,204.97
540 Advertising				5,351.69
580 Travel				2,452.41
Total Other Purchased Services				225,876.74
600 Supplies				
610 General Supplies	204,141.07	215,194.60		419,335.67
620 Energy				754,004.19
640 Books & Periodicals				458.09
Total Supplies				1,173,797.95
700 Property				
750 Equipment - Original & Additional				125,777.01
760 Equipment - Replacement				16,800.00
Total Property				142,577.01
800 Other Objects				
Total Other Objects				1,656.82
Total 2600 Operation & Maintenance of Plant Services				<u>8,484,972.33</u>

	<u>Federal</u>	<u>Total</u>
2700 Student Transportation Services		
100 Personnel Services-Salaries		
Total Personnel Services-Salaries		181,678.65
200 Personnel Services-Employee Benefits		
210 Grp Ins - Contracted Provider		338.52
220 Social Security Contributions		13,880.62
230 PSERS Retirement Contributions		9,501.24
250 Unemployment Compensation		300.56
260 Workmen's Compensation		3,295.63
270 Grp Ins - Self Insurance		34,578.00
280 Other Post Employment Benefits (OPEB)		187.56
Total Personnel Services-Employee Benefits		62,082.13
300 Purchased Professional & Technical Services		
Total Purchased Professional & Technical Services		(550.00)
400 Purchased Property Services		
Total Purchased Property Services		(6,051.59)
500 Other Purchased Services		
511 St Tr Svc from an LEA In PA		12,330.94
513 St Tr Svc-Contr Carrier		3,232,785.59
516 St Tr Svc from the IU		877,392.73
530 Communications		10,544.34
580 Travel		810.00
Total Other Purchased Services		4,133,863.60
600 Supplies		
610 General Supplies		9,450.88
620 Energy		2,013.44
Total Supplies		11,464.32
700 Property		
750 Equipment - Original & Additional		439.99
760 Equipment - Replacement		481.12
Total Property		921.11
Total 2700 Student Transportation Services		<u>4,383,408.22</u>

	<u>Federal</u>	<u>Total</u>
2800 Central		
100 <u>Personnel Services-Salaries</u>		
Total Personnel Services-Salaries	177,551.77	584,848.47
200 <u>Personnel Services-Employee Benefits</u>		
210 Grp Ins - Contracted Provider	292.21	881.18
220 Social Security Contributions	13,569.28	44,665.80
230 PSERS Retirement Contributions	8,240.50	27,549.20
240 Tuition Reimbursements		1,440.00
250 Unemployment Compensation	304.65	894.34
260 Workmen's Compensation	1,887.60	9,274.15
270 Grp Ins - Self Insurance	32,149.31	120,202.32
280 Other Post Employment Benefits (OPEB)		41.67
290 Other Employee Benefits		20,000.00
Total Personnel Services-Employee Benefits	56,443.55	224,948.66
300 <u>Purchased Professional & Technical Services</u>		
Total Purchased Professional & Technical Services		109,537.26
400 <u>Purchased Property Services</u>		
Total Purchased Property Services		529,193.68
500 <u>Other Purchased Services</u>		
530 Communications		4,594.46
540 Advertising		3,885.02
580 Travel		6,593.77
590 Miscellaneous Purchased Services		133,093.82
Total Other Purchased Services		148,167.07
600 <u>Supplies</u>		
610 General Supplies	55.85	279,609.12
640 Books & Periodicals	736.50	1,238.84
Total Supplies	792.35	280,847.96
700 <u>Property</u>		
750 Equipment - Original & Additional		11,638.19
760 Equipment - Replacement		303.34
Total Property		11,941.53
800 <u>Other Objects</u>		
Total Other Objects	100.00	488.00
Total 2800 Central	<u>234,887.67</u>	<u>1,889,972.63</u>

	<u>Federal</u>	<u>Total</u>
2900 Other Support Services		
500 <u>Other Purchased Services</u>		
590 Miscellaneous Purchased Services		168,609.45
Total Other Purchased Services		168,609.45
Total 2900 Other Support Services		<u>168,609.45</u>

	<u>Federal</u>	<u>Total</u>
3000 Operation of Noninstructional Services		
100 <u>Personnel Services-Salaries</u>		
Total Personnel Services-Salaries	22,547.66	237,523.07
200 <u>Personnel Services-Employee Benefits</u>		
210 Grp Ins - Contracted Provider	78.48	248.52
220 Social Security Contributions	1,724.97	17,828.90
230 PSERS Retirement Contributions	1,077.73	11,035.67
250 Unemployment Compensation	107.72	316.46
260 Workmen's Compensation	238.43	792.97
270 Grp Ins - Self Insurance	13,797.74	27,756.12
280 Other Post Employment Benefits (OPEB)	125.00	375.00
290 Other Employee Benefits		20,000.00
Total Personnel Services-Employee Benefits	17,150.07	78,353.64
300 <u>Purchased Professional & Technical Services</u>		
Total Purchased Professional & Technical Services	9,125.00	63,860.62
400 <u>Purchased Property Services</u>		
Total Purchased Property Services		1,781.50
500 <u>Other Purchased Services</u>		
510 Student Transportation Services		15,841.00
520 Insurance-General		983.89
540 Advertising	3,000.00	3,000.00
580 Travel	1,224.08	9,030.85
590 Miscellaneous Purchased Services	3,797.00	6,050.34
Total Other Purchased Services	8,021.08	34,906.08
600 <u>Supplies</u>		
610 General Supplies	5,400.58	6,968.11
630 Food	2,674.46	3,423.82
640 Books & Periodicals	10,640.10	10,640.10
Total Supplies	18,715.14	21,032.03
700 <u>Property</u>		
750 Equipment - Original & Additional		2,038.13
Total Property		2,038.13
800 <u>Other Objects</u>		
Total Other Objects		714,954.56
Total 3000 Operation of Noninstructional Services	<u>75,558.95</u>	<u>1,154,449.63</u>

	<u>Federal</u>	<u>Total</u>
3200 Student Activities		
100 <u>Personnel Services-Salaries</u>		
Total Personnel Services-Salaries		172,551.00
200 <u>Personnel Services-Employee Benefits</u>		
220 Social Security Contributions		12,858.63
230 PSERS Retirement Contributions		7,929.89
250 Unemployment Compensation		23.72
260 Workmen's Compensation		90.78
270 Grp Ins - Self Insurance		449.81
290 Other Employee Benefits		20,000.00
Total Personnel Services-Employee Benefits		41,352.83
400 <u>Purchased Property Services</u>		
Total Purchased Property Services		1,781.50
500 <u>Other Purchased Services</u>		
510 Student Transportation Services		15,841.00
520 Insurance-General		983.89
580 Travel		7,806.77
590 Miscellaneous Purchased Services		1,230.00
Total Other Purchased Services		25,861.66
600 <u>Supplies</u>		
610 General Supplies		1,567.53
Total Supplies		1,567.53
700 <u>Property</u>		
750 Equipment - Original & Additional		2,038.13
Total Property		2,038.13
800 <u>Other Objects</u>		
Total Other Objects		41,954.56
Total 3200 Student Activities		<u>287,107.21</u>

	<u>Federal</u>	<u>Total</u>
3300 Community Services		
100 <u>Personnel Services-Salaries</u>		
Total Personnel Services-Salaries	22,547.66	64,972.07
200 <u>Personnel Services-Employee Benefits</u>		
210 Grp Ins - Contracted Provider	78.48	248.52
220 Social Security Contributions	1,724.97	4,970.27
230 PSERS Retirement Contributions	1,077.73	3,105.78
250 Unemployment Compensation	107.72	292.74
260 Workmen's Compensation	238.43	702.19
270 Grp Ins - Self Insurance	13,797.74	27,306.31
280 Other Post Employment Benefits (OPEB)	125.00	375.00
Total Personnel Services-Employee Benefits	17,150.07	37,000.81
300 <u>Purchased Professional & Technical Services</u>		
Total Purchased Professional & Technical Services	9,125.00	63,860.62
500 <u>Other Purchased Services</u>		
540 Advertising	3,000.00	3,000.00
580 Travel	1,224.08	1,224.08
590 Miscellaneous Purchased Services	3,797.00	4,820.34
Total Other Purchased Services	8,021.08	9,044.42
600 <u>Supplies</u>		
610 General Supplies	5,400.58	5,400.58
630 Food	2,674.46	3,423.82
640 Books & Periodicals	10,640.10	10,640.10
Total Supplies	18,715.14	19,464.50
800 <u>Other Objects</u>		
Total Other Objects		673,000.00
Total 3300 Community Services	<u>75,558.95</u>	<u>867,342.42</u>

	<u>Federal</u>	<u>Total</u>
4000 Facilities Acquisition, Const. and Improve. Svcs.		
300 <u>Purchased Professional & Technical Services</u>		
Total Purchased Professional & Technical Services		291,738.68
400 <u>Purchased Property Services</u>		
Total Purchased Property Services		121,469.00
600 <u>Supplies</u>		
610 General Supplies		3,258.97
Total Supplies		3,258.97
700 <u>Property</u>		
720 Buildings		1,560.00
750 Equipment - Original & Additional		2,937,205.84
780 Infrastructure Assets		18,756.35
Total Property		2,957,522.19
Total 4000 Facilities Acquisition, Const. and Improve. Svcs.		<u>3,373,988.84</u>

	<u>Federal</u>	<u>Total</u>
4200 Existing Site Improvement Services		
300 <u>Purchased Professional & Technical Services</u>		
Total Purchased Professional & Technical Services		12,903.47
700 <u>Property</u>		
750 Equipment - Original & Additional		2,517,903.34
Total Property		2,517,903.34
Total 4200 Existing Site Improvement Services		<u>2,530,806.81</u>

	<u>Federal</u>	<u>Total</u>
4400 Arch & Eng Services / Ed Specs - Improvements		
300 <u>Purchased Professional & Technical Services</u>		
Total Purchased Professional & Technical Services		278,835.21
Total 4400 Arch & Eng Services / Ed Specs - Improvements		<u>278,835.21</u>

	<u>Federal</u>	<u>Total</u>
4500 Bldg. Acquisition & Const. Svcs. - Orig & Addtl.		
400 <u>Purchased Property Services</u>		
430 Repairs and Maintenance		4,176.00
450 Construction Services		79,931.00
Total Purchased Property Services		84,107.00
600 <u>Supplies</u>		
610 General Supplies		3,258.97
Total Supplies		3,258.97
700 <u>Property</u>		
720 Buildings		1,560.00
750 Equipment - Original & Additional		82,102.50
Total Property		83,662.50
Total 4500 Bldg. Acquisition & Const. Svcs. - Orig & Addtl.		<u>171,028.47</u>

	<u>Federal</u>	<u>Total</u>
4600 Existing Building Improvement Services		
400 <u>Purchased Property Services</u>		
450 Construction Services		37,362.00
Total Purchased Property Services		37,362.00
700 <u>Property</u>		
750 Equipment - Original & Additional		337,200.00
780 Infrastructure Assets		18,756.35
Total Property		355,956.35
Total 4600 Existing Building Improvement Services		<u>393,318.35</u>

	<u>Total</u>
5000 Other Expenditures and Financing Uses	
800 <u>Other Objects</u>	
830 Interest	4,427,412.91
880 Refund of Prior Year's Receipts	397,610.28
Total Other Objects	4,825,023.19
900 <u>Other Financing Uses</u>	
910 Redemption of Principal	5,737,920.49
930 Fund Transfers	792,701.00
Total Other Financing Uses	6,530,621.49
Total 5000 Other Expenditures and Financing Uses	<u>11,355,644.68</u>

	<u>Total</u>
5100 Debt Service, Other Expenditures and Fin Uses	
800 Other Objects	
830 Interest	4,427,412.91
880 Refund of Prior Year's Receipts	397,610.28
Total Other Objects	4,825,023.19
900 Other Financing Uses	
910 Redemption of Principal	5,737,920.49
Total Other Financing Uses	5,737,920.49
Total 5100 Debt Service, Other Expenditures and Fin Uses	<u>10,562,943.68</u>

	<u>Total</u>
5110 Debt Service	
800 <u>Other Objects</u>	
830 Interest	4,427,412.91
Total Other Objects	4,427,412.91
900 <u>Other Financing Uses</u>	
910 Redemption of Principal	5,737,920.49
Total Other Financing Uses	5,737,920.49
Total 5110 Debt Service	<u>10,165,333.40</u>

5130 Refund of Prior Years' Revenues/Receipts	<u>Total</u>
800 <u>Other Objects</u>	
880 Refund of Prior Year's Receipts	397,610.28
Total Other Objects	397,610.28
Total 5130 Refund of Prior Years' Revenues/Receipts	<u>397,610.28</u>

5200 Interfund Transfers Out	<u>Total</u>
900 <u>Other Financing Uses</u>	
930 Fund Transfers	792,701.00
Total Other Financing Uses	792,701.00
Total 5200 Interfund Transfers Out	<u>792,701.00</u>

	<u>Total</u>
5220 Special Revenue Fund Transfers	
900 Other Financing Uses	
933 Athletic Fund Transfers	700,000.00
939 Other Fund Transfers	92,701.00
Total Other Financing Uses	792,701.00
Total 5220 Special Revenue Fund Transfers	<u>792,701.00</u>

	<u>Amount</u>	<u>Total</u>
1000 Instruction		
1100 Regular Programs - E/S	42,848,534.90	
1200 Special and Gifted Education	17,589,102.24	
1300 Vocational Education Programs	2,482,033.53	
1400 Other Instructional Programs - E/S	646,876.22	
1500 Nonpublic School Programs	74,795.73	
1600 Adult Education Programs	373,774.56	
1700 Community / Junior College Education Programs	16,865.37	
1800 Pre-Kindergarten	1,016,311.35	
		65,048,293.90
2000 Support Services		
2100 Pupil Personnel	2,282,189.42	
2200 Instructional Staff	3,353,939.76	
2300 Administration	5,135,649.12	
2400 Pupil Health	1,788,346.08	
2500 Business	1,675,601.43	
2600 Operation & Maintenance of Plant Services	8,484,972.33	
2700 Student Transportation Services	4,383,408.22	
2800 Central	1,889,972.63	
2900 Other Support Services	168,609.45	
		29,162,688.44
3000 Operation of Noninstructional Services		
3200 Student Activities	287,107.21	
3300 Community Services	867,342.42	
		1,154,449.63
4000 Facilities Acquisition, Const. and Improve. Svcs.		
4200 Existing Site Improvement Services	2,530,806.81	
4400 Arch & Eng Services / Ed Specs - Improvements	278,835.21	
4500 Bldg. Acquisition & Const. Svcs. - Orig & Addtl.	171,028.47	
4600 Existing Building Improvement Services	393,318.35	
		3,373,988.84
5000 Other Expenditures and Financing Uses		
5100 Debt Service, Other Expenditures and Fin Uses	10,562,943.68	
5200 Interfund Transfers Out	792,701.00	
		11,355,644.68
TOTAL ACTUAL EXPENDITURES _OTHER FINANCING USES		<u><u>110,095,065.49</u></u>

(PRINCIPAL AMOUNTS ONLY)

ALL GOVERNMENTAL FUND TYPES	Short-Term Borrowing	General Obligation Bonds	Authority Building Obligations	Other Long-Term Debt (Incl. Comp. Abs. and OPEB)	Total
1 Debt at Beginning of Fiscal Year		106,343,161		7,811,711	114,154,872
2 Additional Debt Incurred During Year		1,498,567		3,646,707	5,145,274
3 Retirements and Repayments		5,030,000		1,336,799	6,366,799
4 Debt at End of Fiscal Year		102,811,728		10,121,619	112,933,347

Total Principal and Interest Payments Made by Your School - All Funds
(Include Payments From All Funds)

TOTAL DEBT SERVICE PAYMENTS

Function	Fund	Principal (910)	Principal (920)	Interest (830)	Total (Principal + Interest)
5110	10 General	5,737,920		4,427,413	10,165,333
5110	20 Special Revenue				
5110	30 Capital Projects				
5110	40 Debt Services				
5120	10 General				
5120	20 Special Revenue				
5120	30 Capital Projects				
5120	40 Debt Services				
Total Debt Payments - Governmental Funds		5,737,920		4,427,413	10,165,333
5110	50 Enterprise				
5110	60 Internal Service				
5120	50 Enterprise				
5120	60 Internal Service				
Total Debt Payments - Proprietary Funds					

	Tuition Paid To Other LEAs During Fiscal Year	Portion of Total Tuition Paid Utilizing ARRA Funds
Tuition Paid to Other LEAs During Fiscal Year		
561 Tuition to Other School Districts Within the State	259,509.00	
562 Tuition to Charter Schools	1,189,788.00	
566 Tuition to Inst of Higher Ed and Tech Inst	16,865.00	
567 Tuition to Approved Private Schools	188,027.00	
568 Tuition to PRRIs and Detention Centers	648,059.00	
569 Tuition - Other	102,276.00	
	<hr/>	
0560 Total Tuition Paid During Fiscal Year	2,404,524.00	<hr/> <hr/>
	Tuition Paid To Other LEAs During Fiscal Year	Portion of Total Tuition Paid Utilizing ARRA Funds
0562 Sub Amounts		
562 Tuition to Charter Schools - Nonspecial Education	798,029.00	
562 Tuition to Charter Schools - Special Education	391,759.00	
	<hr/>	
Total Object 562 Paid During Fiscal Year	1,189,788.00	<hr/> <hr/>

DO NOT INCLUDE FEDERAL EXPENDITURES

FUNCTION-OBJECT	ELEMENTARY	SECONDARY	TOTAL
1100-322			
1100-323			
1100-324	6,850.00		6,850.00
1100-329	3,400.00		3,400.00
Total 320	10,250.00		10,250.00
1200-322			
1200-323			
1200-324			
1200-329	1,422,730.15	164,512.85	1,587,243.00
Total 320	1,422,730.15	164,512.85	1,587,243.00
1300-322			
1300-323			
1300-324			
1300-329			
Total 320			
2200-322	625.00	625.00	1,250.00
2200-323			
2200-324	984,106.75	680,561.20	1,664,667.95
2200-329	21,394.00	3,798.00	25,192.00
Total 320	1,006,125.75	684,984.20	1,691,109.95
2400-322			
2400-323			
2400-324			
2400-329			
Total 320			
2450-322			
2450-323			
2450-324			
2450-329			
Total 320			
2900-322			
2900-323			
2900-324			
2900-329			
Total 320			

Selected Supplemental Revenue

Amount

8518 NCLB, Title V - Informed Par. Ch. & Innovt. Prog.

(Only Title V revenue coded as Part A – Innovative Programs)

	<u>Federal</u>	<u>Total</u>
1190 Federally Funded Regular Programs		
100 <u>Personnel Services-Salaries</u>		
Total Personnel Services-Salaries	1,543,512.73	1,543,512.73
200 <u>Personnel Services-Employee Benefits</u>		
210 Grp Ins - Contracted Provider	2,375.05	2,375.05
220 Social Security Contributions	118,041.10	118,041.10
230 PSERS Retirement Contributions	73,474.26	73,474.26
240 Tuition Reimbursements	4,401.00	4,401.00
250 Unemployment Compensation	2,699.48	2,699.48
260 Workmen's Compensation	16,175.77	16,175.77
270 Grp Ins - Self Insurance	349,929.35	349,929.35
Total Personnel Services-Employee Benefits	567,096.01	567,096.01
300 <u>Purchased Professional & Technical Services</u>		
Total Purchased Professional & Technical Services	254,159.95	254,159.95
500 <u>Other Purchased Services</u>		
530 Communications	8,372.76	8,372.76
Total Other Purchased Services	8,372.76	8,372.76
600 <u>Supplies</u>		
610 General Supplies	21,303.86	21,303.86
640 Books & Periodicals	83,644.32	83,644.32
Total Supplies	104,948.18	104,948.18
700 <u>Property</u>		
750 Equipment - Original & Additional	39,561.28	39,561.28
Total Property	39,561.28	39,561.28
Total 1190 Federally Funded Regular Programs	<u>2,517,650.91</u>	<u>2,517,650.91</u>

	<u>Elementary</u>	<u>Federal</u>	<u>Total</u>
1280 Special Programs - Early Intervention Support			
100 Personnel Services-Salaries			
Total Personnel Services-Salaries	1,386,075.88	477,627.01	1,863,702.89
200 Personnel Services-Employee Benefits			
210 Grp Ins - Contracted Provider	2,830.08	955.06	3,785.14
220 Social Security Contributions	108,333.96	36,511.88	144,845.84
230 PSERS Retirement Contributions	64,561.00	22,219.80	86,780.80
240 Tuition Reimbursements	10,894.00	1,680.00	12,574.00
250 Unemployment Compensation	3,388.98	1,139.14	4,528.12
260 Workmen's Compensation	14,857.45	4,931.92	19,789.37
270 Grp Ins - Self Insurance	379,108.72	155,603.34	534,712.06
280 Other Post Employment Benefits (OPEB)	1,125.00	500.00	1,625.00
290 Other Employee Benefits	367.50		367.50
Total Personnel Services-Employee Benefits	585,466.69	223,541.14	809,007.83
300 Purchased Professional & Technical Services			
Total Purchased Professional & Technical Services	1,121,601.79	175,541.30	1,297,143.09
400 Purchased Property Services			
Total Purchased Property Services	44,409.55	191,370.36	235,779.91
500 Other Purchased Services			
510 Student Transportation Services	2,794.00		2,794.00
530 Communications	6,130.42		6,130.42
580 Travel	25,980.56		25,980.56
Total Other Purchased Services	34,904.98		34,904.98
600 Supplies			
610 General Supplies	43,171.61	3,274.61	46,446.22
630 Food	768.69		768.69
640 Books & Periodicals	22,289.39		22,289.39
Total Supplies	66,229.69	3,274.61	69,504.30
700 Property			
750 Equipment - Original & Additional	28,987.99	7,190.00	36,177.99
760 Equipment - Replacement		174.54	174.54
Total Property	28,987.99	7,364.54	36,352.53
800 Other Objects			
Total Other Objects	310.00		310.00
Total 1280 Special Programs - Early Intervention Support	<u>3,267,986.57</u>	<u>1,078,718.96</u>	<u>4,346,705.53</u>

	<u>Elementary</u>	<u>Secondary</u>	<u>Federal</u>	<u>Total</u>
2250 School Library Services				
100 <u>Personnel Services-Salaries</u>				
Total Personnel Services-Salaries	111,170.54	176,071.74		287,242.28
200 <u>Personnel Services-Employee Benefits</u>				
210 Grp Ins - Contracted Provider	207.76	239.82		447.58
220 Social Security Contributions	7,224.05	11,935.04		19,159.09
230 PSERS Retirement Contributions	4,406.98	7,111.49		11,518.47
250 Unemployment Compensation	185.31	254.59		439.90
260 Workmen's Compensation	1,862.15	3,041.64		4,903.79
270 Grp Ins - Self Insurance	37,783.93	39,831.52		77,615.45
Total Personnel Services-Employee Benefits	51,670.18	62,414.10		114,084.28
400 <u>Purchased Property Services</u>				
Total Purchased Property Services	3,040.32	1,276.92		4,317.24
500 <u>Other Purchased Services</u>				
580 Travel	1,326.20	42.01		1,368.21
Total Other Purchased Services	1,326.20	42.01		1,368.21
600 <u>Supplies</u>				
610 General Supplies	1,800.38	461.13		2,261.51
640 Books & Periodicals	51,594.88	21,745.04		73,339.92
Total Supplies	53,395.26	22,206.17		75,601.43
700 <u>Property</u>				
750 Equipment - Original & Additional	465.46			465.46
Total Property	465.46			465.46
800 <u>Other Objects</u>				
Total Other Objects	1,440.00	360.00		1,800.00
Total 2250 School Library Services	<u>222,507.96</u>	<u>262,370.94</u>		<u>484,878.90</u>

	<u>Total</u>
2450 Nonpublic Health Services	
100 <u>Personnel Services-Salaries</u>	
Total Personnel Services-Salaries	14,828.84
200 <u>Personnel Services-Employee Benefits</u>	
210 Grp Ins - Contracted Provider	19.68
220 Social Security Contributions	955.35
230 PSERS Retirement Contributions	600.16
250 Unemployment Compensation	17.35
260 Workmen's Compensation	253.43
270 Grp Ins - Self Insurance	3,657.08
Total Personnel Services-Employee Benefits	5,503.05
Total 2450 Nonpublic Health Services	<u>20,331.89</u>

	<u>Total</u>
2750 Nonpublic Transportation	
500 <u>Other Purchased Services</u>	
513 St Tr Svc-Contr Carrier	121,091.78
Total Other Purchased Services	121,091.78
Total 2750 Nonpublic Transportation	<u>121,091.78</u>

I. Student Transportation Services for Educational Field Trips

II. Student Transportation Services for Student Activities

III. Rental of Vehicles for Student Transportation Services

IV. Capital Reserve (Special Revenue) Fund

Include only district-owned transportation expenditures paid from State or local money.
DO NOT include federal expenditures or payments to contract service providers.
Contracted transportation services should not be recorded on this schedule.

Function	Object	Amount	Function	Object	Amount	Function	Object	Amount
----------	--------	--------	----------	--------	--------	----------	--------	--------

NOTE: Only reimbursable encumbrances will be included in your Actual Instructional Expense calculation.

TOTAL ENCUMBRANCES:

FUND	FUNCTION	OBJECT	TOTAL	EXPLANATION
------	----------	--------	-------	-------------

TOTAL EXPENDITURES:

NOTE: Report expenditures that are paid out of the special revenue fund and/or capital project fund that would be considered reimbursable if they were made from the general fund. See Instructions.

NOTE: You Must Complete This Schedule If You Desire A Certified Restricted Indirect Cost Rate

Expenditures considered allowable indirect costs for the listed functions, and a brief explanation of those expenditures.

Function	Indirect Costs (General Fund Only)	Termination or Leave Payout Salaries Object 115	Explanation
2300	41,200.00		General Audit expenditures only
2310			Business Manager expenditures coded to 2310**
2500	1,675,601.00		All 2500
2830			
2840	48,400.00		Data Processing
Total	1,765,201.00		

** Function 2310 should only be used to report Business Manager related expenditures if the Business Manager also holds the position of Board Secretary.

All Termination/Leave Payout Salaries	
Function-Object	Amount
1000-115	
2000-115	
3000-115	
Total	

On the schedule below, report the amount of expenditures by fund for the functions and objects listed. These expenditures are considered (1) unallowable as indirect costs and must be eliminated from the indirect cost calculation, (2) included in the base for allocation, or (3) are allowable as indirect costs but are not reported in the Annual Financial Report. All other expenditures used in the Indirect Cost Rate Computation are reported in the Annual Financial Report.

General Fund Expenditures	
Function-Object	Amount
1000-322	354,943.00
1000-323	
1200-594	6,806.00
1200-597	
2300-820	
2900-595	168,609.00
2900-596	
2990-899	

Cafeteria Fund Food Expense	
Function-Object	Amount
3100-571	1,274,374.00
3100-630	302,517.00

LEA acknowledges there are no 2990-899 pass thru funds to report.

FUNCTION	SPECIAL EDUCATION	NONSPECIAL EDUCATION	TOTAL
2120 Guidance Services		1,588,208.01	1,588,208.01
2140 Psychological Services	71,852.00	287,406.00	359,258.00
2150 Speech Pathology And Audiology Services			
2160 Social Work Services	95,600.00	103,568.00	199,168.00
2260 Instruction and Curriculum Development Services	69,607.00	129,884.00	199,491.00
2350 Legal and Accounting Services		108,328.00	108,328.00
2420 Medical Services	263,822.00	395,733.00	659,555.00
2440 Nursing Services	154,895.00	877,736.00	1,032,631.00
2700 Student Transportation Services	438,340.00	3,945,067.00	4,383,407.00
TOTAL	1,094,116.00	7,435,930.01	8,530,046.01

**Benefits for Staff Relative to
Collective Bargaining Agreements**

	OBJECT	COVERED	NOT COVERED	TOTAL
10 General Fund				
	211 Medical Insurance			
	212 Dental Insurance			
	215 Eye Care Insurance			
	216 Prescription Insurance			
	271 Self-Insurance Medical Health Benefits	10,941,388.10	671,361.87	11,612,749.97
	272 Self-Insurance Dental Health Benefits	428,999.85	25,624.30	454,624.15
	275 Self-Insurance Eye Care Health Benefits	133,653.58	8,531.08	142,184.66
	276 Self-Insurance Prescription Health Benefits			
	FUND TOTAL	11,504,041.53	705,517.25	12,209,558.78
50 Enterprise Fund				
	211 Medical Insurance			
	212 Dental Insurance			
	215 Eye Care Insurance			
	216 Prescription Insurance			
	271 Self-Insurance Medical Health Benefits	423,385.47		423,385.47
	272 Self-Insurance Dental Health Benefits	20,763.30		20,763.30
	275 Self-Insurance Eye Care Health Benefits	6,219.38		6,219.38
	276 Self-Insurance Prescription Health Benefits			
	FUND TOTAL	450,368.15		450,368.15
60 Internal Service Fund				
	211 Medical Insurance			
	212 Dental Insurance			
	215 Eye Care Insurance			
	216 Prescription Insurance			
	271 Self-Insurance Medical Health Benefits			
	272 Self-Insurance Dental Health Benefits			
	275 Self-Insurance Eye Care Health Benefits			
	276 Self-Insurance Prescription Health Benefits			
	FUND TOTAL			
	TOTAL FOR ALL FUNDS	11,954,409.68	705,517.25	12,659,926.93

<u>General Fund Expenditures: Functions</u>	1000	2000	3100	3200	3300	4000	Object Total
100 Personnel Services-Salaries	1,272,660.00	164,137.00					1,436,797.00
200 Personnel Services-Employee Benefits	446,380.00	22,904.00					469,284.00
300 Purchased Professional & Technical Service	756,359.00	1,409,337.00					2,165,696.00
400 Purchased Property Services	9,142.00	168,131.00					177,273.00
500 Other Purchased Services	6,200.00					463,274.00	469,474.00
600 Supplies	624,617.00	199,763.00					824,380.00
700 Property	302,343.00	415,833.00					718,176.00
810 Dues And Fees							
820 Claims and Judgments Against the LEA							
890 Miscellaneous Expenditures							
<u>Total GF Expenditures: Functions</u>	3,417,701.00	2,380,105.00				463,274.00	6,261,080.00

<u>General Fund Expenditures: Sub Functions</u>	1500	1600	1700	2280	2450	2750	Object Total
100 Personnel Services-Salaries							
200 Personnel Services-Employee Benefits							
300 Purchased Professional & Technical Service							
400 Purchased Property Services							
500 Other Purchased Services							
600 Supplies							
700 Property							
810 Dues And Fees							
820 Claims and Judgments Against the LEA							
890 Miscellaneous Expenditures							
<u>Total GF Expenditures: Sub Functions</u>							

<u>Enterprise Fund Expenses</u>	Fund 51	Funds 52-59	Account Total
100 Salaries			
200 Employee Benefits			
300 Purchased Professional and Technical Servi			
400 Purchased Property Services			
500 Other Purchased Service			
600 Supplies			
700 Property	32,997.00		32,997.00
810 Dues and Fees			
820 Claims and Judgments Against the LEA			
890 Other Operating Expenditures			
<u>Total Enterprise Fund Expenses</u>	32,997.00		32,997.00