




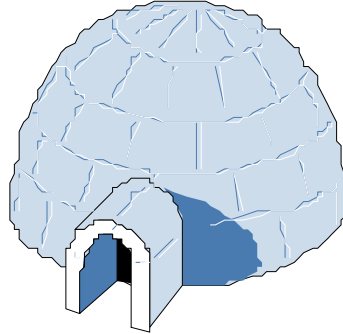


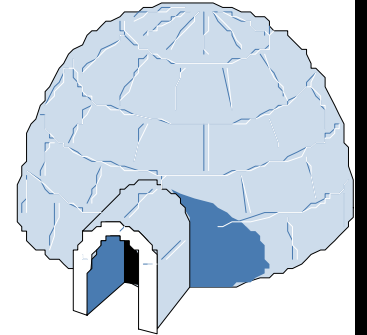









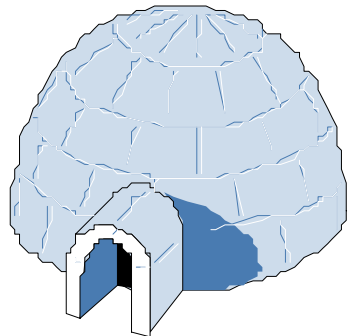




Letter Lotto




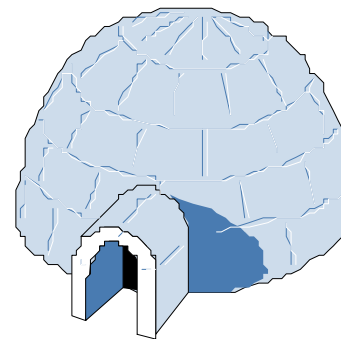








Letter Lotto



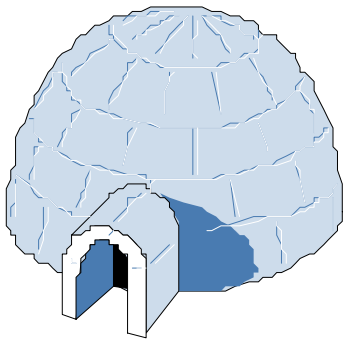
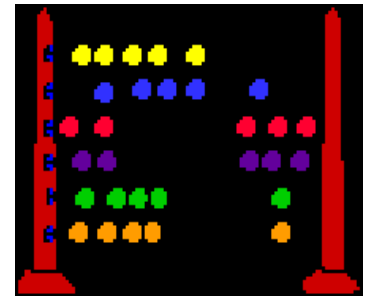






Letter Lotto





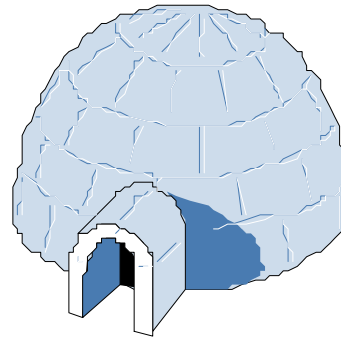




Letter Lotto



Letter Lotto



Letter Lotto



Letter Lotto

Directions

Materials Needed:

Playing cards, alphabet cards (capital or lower case), chips to cover each square.

To Play:

Make sure that your children are familiar with the pictures on the playing cards before you play. Allow time for the children to look over their playing card before you begin.

Tell your children which version of Lotto you will be playing to win (for instance, four corners, black out, top row, bottom row, etc.).

Draw a card from the vowel letter pile. Options: show and say the name of the letter or just show the card to the children, who then cover the matching picture on their playing cards.

Chip Variations:

Beans, buttons, macaroni, pennies

Letter Lotto II

Oo	Uu	Ii	Oo	Ee
Oo	Ii	Uu	Aa	Aa
Ee	Uu	Ee	Ii	Aa

Letter Lotto II

Ee	Uu	Oo	Aa	Ii
Ii	Ee	Oo	Oo	Ii
Aa	Uu	Ee	Uu	Aa

Letter Lotto II

Ee	Aa	Uu	Uu	Ii
Oo	Ii	Oo	Aa	Uu
Aa	Oo	Ee	Ii	Ee

Letter Lotto II

Ii	Aa	Oo	Ee	Oo
Ee	Ii	Oo	Uu	Aa
Ii	Aa	Uu	Ee	Uu

Letter Lotto II

Aa	Ii	Oo	Uu	Aa
Oo	Ee	Uu	Ii	Uu
Ee	Oo	Ii	Aa	Ee

Letter Lotto II

Ee	Oo	Uu	Oo	Aa
Ii	Ee	Aa	Uu	Oo
Ee	Ii	Uu	Aa	Ii