

cr Blends List

crab

crack

cracker

cradle

craft

crane

crank

crash

crate

crater

crawl

crayon

crazy

creak

cream

create

creature

creek

creep

crew

cricket

crime

crisp

crook

cross

crow

crowd

crunch

crush

cry

cr Configuration Station

--	--	--	--

--	--	--	--	--

--	--	--	--	--

--	--	--	--

--	--	--

--	--	--	--	--

--	--	--	--	--


--	--	--	--	--


--	--	--	--

--	--	--	--

Word Bank

crew	crisp	crawl	crash
crown	crib	crack	crab
	cry	crow	





Cr: Cloze the Gap!


Use words from the cr blends list to fill in the blanks and make sense. Reread your sentences to double check your choices!

1. Do you like smooth or _____ peanut butter?
2. When the bat hit the ball, you could hear a _____.
3. Grandpa sent us a _____ of oranges.
4. Jiminy _____ talked to Pinnochio.
5. Some babies sleep in a _____ when they are born.
6. The doctor gave me a _____ when I sprained my ankle.
7. My brother doesn't like the _____ on his sandwich.
8. The teacher said to draw a circle with our _____.
9. A _____ is the same thing as a robber.
10. Farmers think that a _____ is a pesky bird.
11. Look both ways before you _____ the street.
12. An alligator is the relative of a _____.


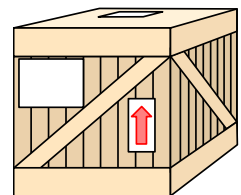

Word Bank

crow	crook	crate	cricket	cradle	crocodile
crust	crack	cross	crutch	crayon	crunchy

cr Cut and Paste




crab		crate	
crook		cradle	
crash		crutch	
crayon		crow	



Score With Scrabble!

SCORE

C	R	A	B						
C	R	U	N	C	H				
C	R	A	T	E					
C	R	U	S	T					
C	R	A	Y	O	N				
C	R	A	S	H					
C	R	I	C	K	E	T			
C	R	O	S	S					
C	R	A	C	K					
C	R	Y							
C	R	U	S	H					
C	R	A	C	K	E	R			



Order in the Court!

Place the words below in alphabetical order.

1. _____

2. _____

3. _____

4. _____

5. _____

6. _____

7. _____

8. _____

9. _____

10. _____

11. _____

12. _____

crisp
crawl

crab
create


crush
crook

crayon
cracker

crowd
crash

craft
cry

cr Word Search



c	r	a	z	y	b	c	r	a	b
r	b	v	g	i	f	p	k	z	q
a	f	c	r	u	s	h	b	c	v
s	c	r	o	w	n	g	i	r	f
h	v	u	b	c	f	c	r	a	m
f	g	n	i	r	v	k	b	d	j
b	i	c	r	o	w	d	f	l	v
v	c	h	f	w	i	b	k	e	g
c	r	a	y	o	n	v	f	i	b
f	y	v	b	g	j	c	r	e	w

crayon
crown
crunch

crew
crush
cry


crazy
crash
crow

crowd
crab

cram
cradle

cr Word Slide

cr



cr Blends Word Slide (Sound Blending)

Print on vellum, cut, and laminate for durability. Cut the top and bottom slits to the right of the blend for the slide. Model proper use for students: blending to form and say new words.

ab

ack


eam

am

ush

ash

ow



isp

oss


aft

azy

eate

owd

y




Cr Skill Wheel


Copy on vellum/card stock and laminate for durability. Place a dot on the back of each correct answer. Place plastic clothespins and an assortment of wheels in a basket or tub for a self checking Skill Wheels Center.




crab



crash




crown



crash



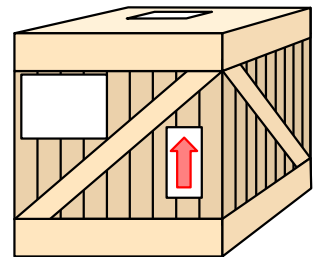
crack




cry



crate




crutch




crime




crowd




crayon





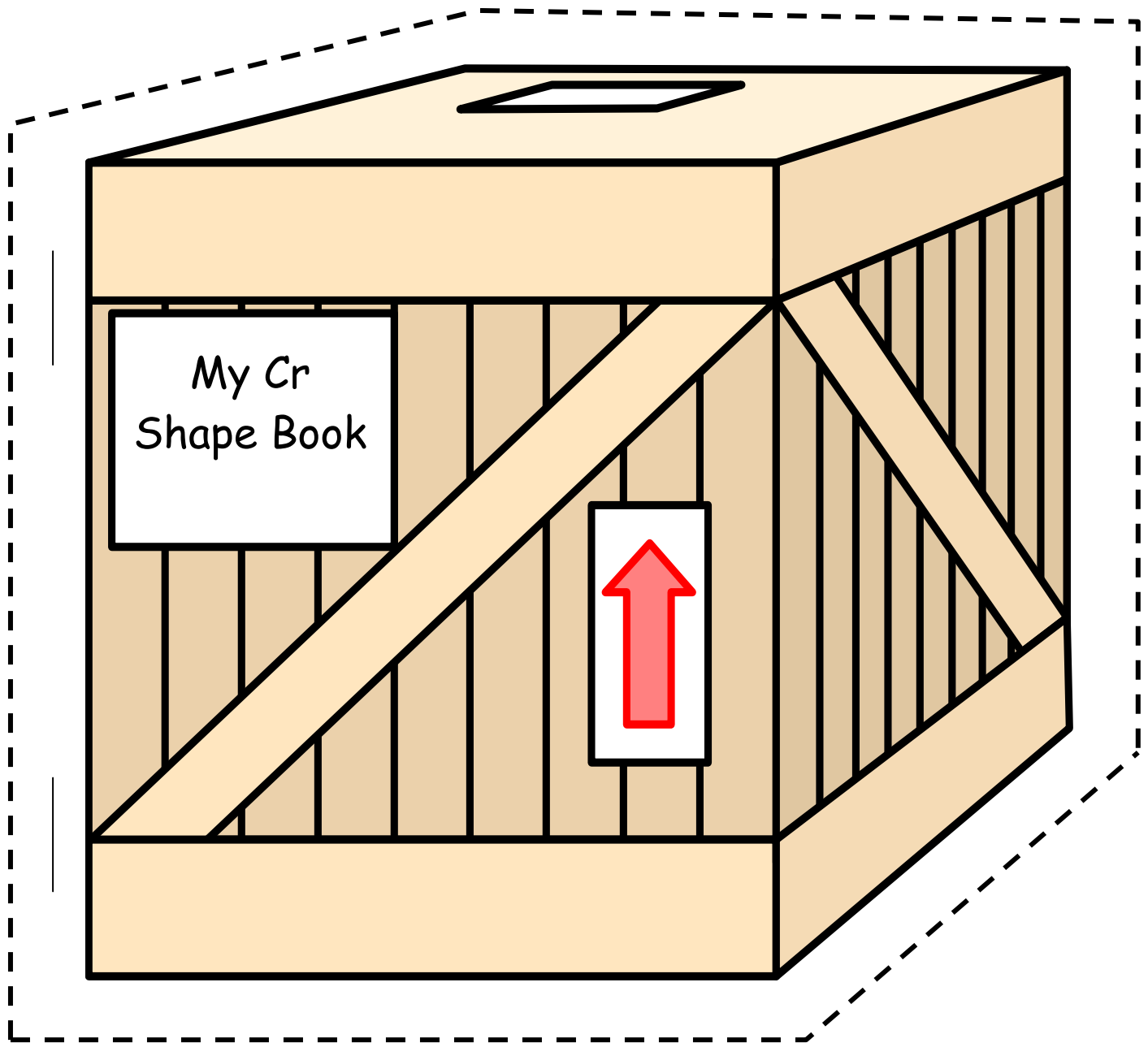
cr Shape Book

Directions: Duplicate one crab shape book for each child in the group. Staple several sheets of white bond behind the crab shape, staple at the top left side in the allotted spot. Allow children time to draw pictures of things that begin like crab. Children may dictate picture labels to the teacher/aide or make attempts to write their own. The teacher can write the correctly spelled under the child's invented spelling. Add the completed book to each child's collection of familiar reading.




cr Shape Book

Directions: Duplicate one crab shape book for each child in the group. Staple several sheets of white bond behind the crab shape, staple at the top left hand side in the allotted spot. Allow children time to draw pictures of things that begin like crab. Children may dictate picture labels to the teacher/aide or make attempts to write their own. The teacher can write the correctly spelled under the child's invented spelling. Add the completed book to each child's collection of familiar reading.




cr Shape Book

Directions: Duplicate one crate shape book for each child in the group. Staple several sheets of white bond behind the crate shape, staple at the top in the allotted spot. Allow children time to draw pictures of things that begin like crate. Children may dictate picture labels to the teacher/aide or make attempts to write their own. The teacher can write the correctly spelled under the child's invented spelling. Add the completed book to each child's collection of familiar reading.



My cr Book



My cr Book

Write sentences or a story with *cr* words of your choice.

[illegible]

crack

cradle

crack

cradle

cramp

craft

cramp

craft

crash

crazy

crash

crazy

crab

crate

crab

crate

creak

cream

creak

cream

crawl

crayon

crawl

crayon

create

crease

create

crease

crew

creek

crew

creek

crib

crib

crisp

crisp

credit

cricket

credit

cricket

crime	cried
crop	crook
crime	cried
crop	crook

crowd

crown

crowd

crown

cross

crouch

cross

crouch

cruel

cruel

crush

crush

crow

cruise

crow

cruise

crunch

crumb

crunch

crumb

cry

crust

cry

crust