


## Word Document and Immersive Reader

1. Encuentra el documento que quieres traducir

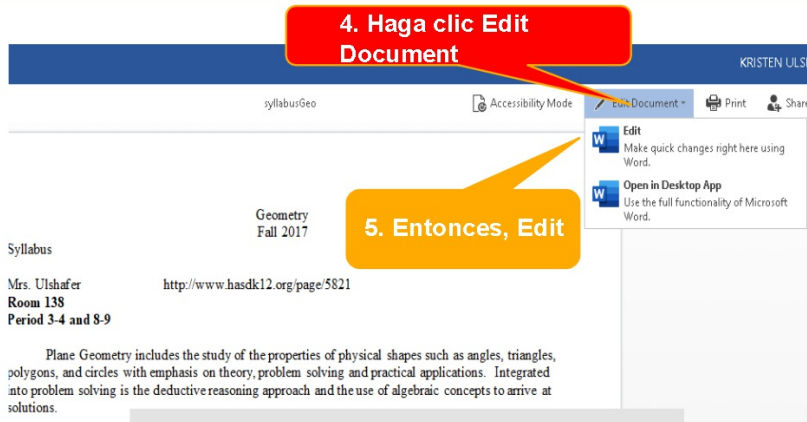


A screenshot of a Microsoft Teams chat interface. At the top, it says "Meeting in '...'". Below that is a video thumbnail with a "32s" duration. To the right of the video, it says "Recorded by: KRISTEN ULSHAFER". A context menu is open over the chat, listing options: "Edit in Teams", "Open in Desktop App", "Open in Browser", "Download", "Get link", and "Make this a tab". A blue speech bubble points to the "Open in Browser" option, containing the text "3. Haga clic in Abrir en el Navegador". Below the video is a "Reply" button. The chat message is from "KRISTEN ULSHAFER 2:57 PM" and contains a document icon followed by the text "syllabusGeo.doc" and a three-dot menu icon. A yellow arrow points to the three-dot menu icon, containing the text "2. Haga clic en los 3 puntos". Below the message is another "Reply" button.

2. Haga clic en los 3 puntos

3. Haga clic in  
Abrir en el Navegador

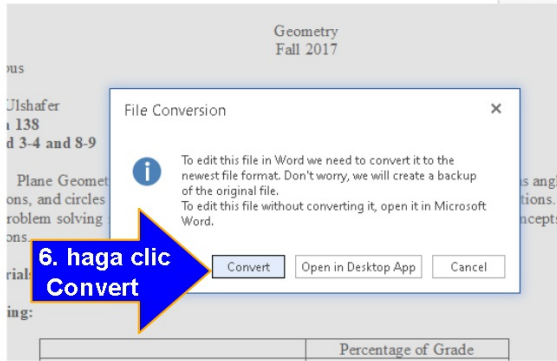
4. Haga clic Edit Document

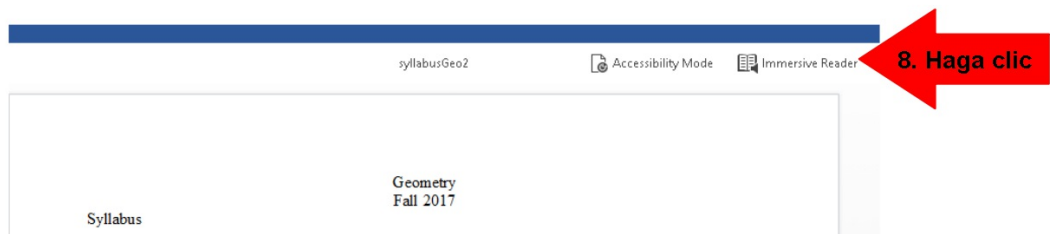
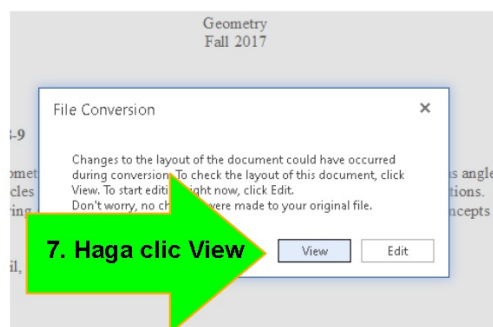


5. Entonces, Edit

Syllabus  
Mrs. Ulshafer  
Room 138  
Period 3-4 and 8-9  
<http://www.hasdk12.org/page/5821>  
Plane Geometry includes the study of the properties of physical shapes such as angles, triangles, polygons, and circles with emphasis on theory, problem solving and practical applications. Integrated into problem solving is the deductive reasoning approach and the use of algebraic concepts to arrive at solutions.

6. haga clic Convert







Immersive Reader

Geometry

Fall 2017

Syllabus

9. Haga clic en el icono del libro

10. Elige tu idioma

11. cambiará cada palabra, pero tienes que hacer clic en cada palabra

12. Haga clic aquí y se traduce todo el anuncio

