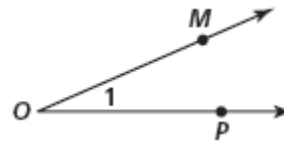


Practice 1-4 Part 2

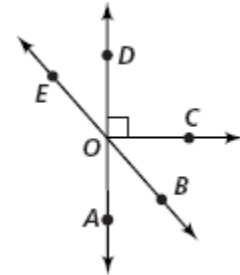
Measuring Angles

1. Name the angle at the right in three different ways.



Name an angle or angles in the diagram described by each of the following.

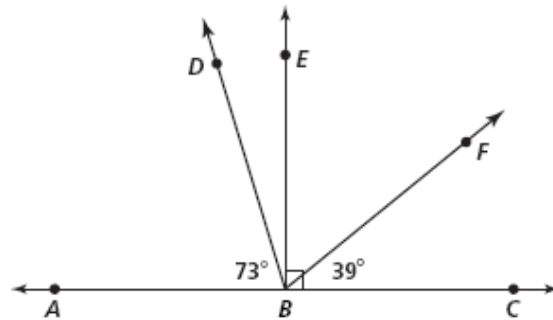
2. complementary to $\angle BOC$
3. supplementary to $\angle BOC$
4. adjacent and congruent to $\angle AOC$



Find the measure of each angle.

5. $\angle EBF$
6. $\angle EBA$
7. $\angle DBE$
8. $\angle DBC$
9. $\angle ABF$
10. $\angle DBF$

11. Name all acute angles in the figure.
12. Name all obtuse angles in the figure.
13. Name all right angles in the figure.



Use the diagram to the right for Exercises 14 and 15. Solve for x . Find the angle measures.

14. $\angle AOB = x + 3$, $\angle AOC = 2x + 11$, $\angle BOC = 4x - 7$
15. $\angle COD = 9x + 4$, $\angle BOC = 4x - 1$, $\angle BOD = 14x - 6$

