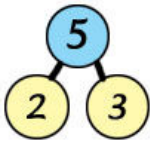


Name: \_\_\_\_\_

Date: \_\_\_\_\_




Math Worksheets

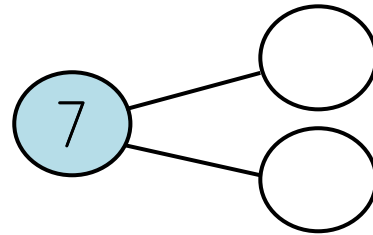
# Number 7 Bonds Worksheet


There are different ways to make the number 7. Use two different colors and color the blocks to show two numbers that make the number 7. Then complete the number bonds and fill in the blanks.

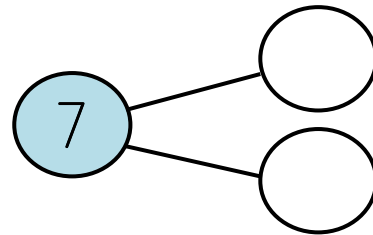
Example:


A yellow rounded rectangle containing an example. On the left, a row of seven blocks: the first four are red and the last three are green. Below them, the text reads "4 and 3 make 7." To the right is a number bond diagram with a blue circle containing the number 7, connected to two white circles containing the numbers 4 and 3.

1.   
\_\_\_\_ and \_\_\_\_ make 7.



2.   
\_\_\_\_ and \_\_\_\_ make 7.



3.   
\_\_\_\_ and \_\_\_\_ make 7.

