

Hazleton Area School District Career Awareness Activities



Grades 3-5

Hazleton Area School District – Career Curriculum (Grades 3-5)

3rd Grade – 1st Quarter

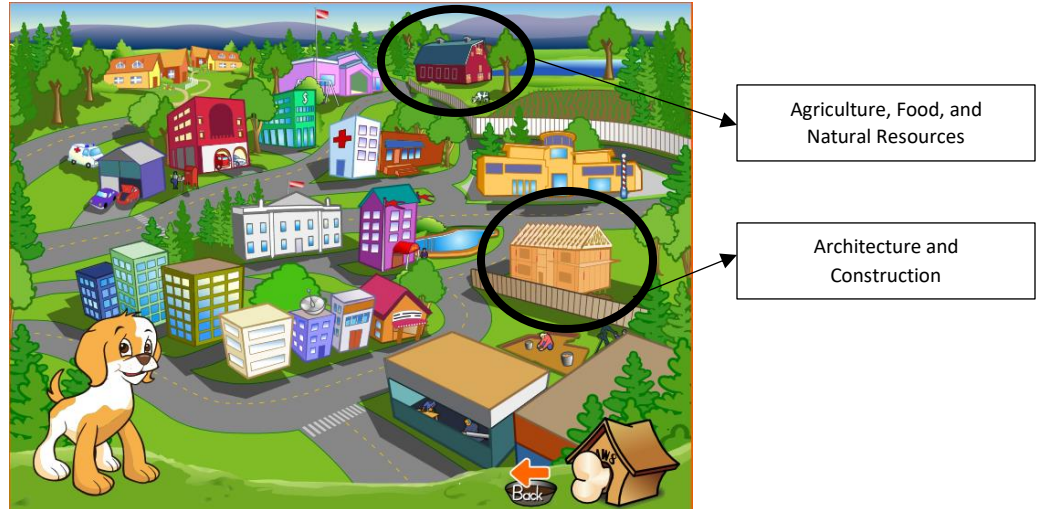
Activity: *Choices 360* Introduction and *Paws in Jobland* – Job Finder (*Choices360*)
Paws in Jobland – Agriculture, Food and Natural Resources and Architecture
and Construction (*Choices360*)

Duration: 60 Minutes

Directions:

1. Explain to students that once per quarter all students in the school district will be completing career related activities.
2. Each quarter, students will complete simulations using *Paws in Jobland* (which is a part of *Choices360*). Students will not log in to *Choices360* to access *Paws in Jobland*.
3. To get to *Paws in Jobland* students will access www.choices360.com, without logging in, students should scroll down and click the link for *Paws in Jobland* on the right side of the screen.
4. Students should enter the activation code: **PA01209** and click **Continue**.
5. It is suggested to use headphones and click yes to hear sound.
6. Have students click **Job Finder** and then answer the twenty-six questions related to different careers.
7. You may want to work with the students to answer the questions and then review each student's results.
8. *Results:* At the end of the questions, the screen will display “Jobland” with only a few areas highlighted. Please explain to students that these areas are the areas that best match each students' interests. For example, the hospital may be highlighted which means that students may be interested in pursuing a career in the Health Science job cluster.
9. The students should write down all of the highlighted areas that match their interests.
10. Explain to students that there are sixteen different career clusters. These clusters group related careers into categories. Today we are going to investigate careers in the following categories:
 - a. *Agriculture, Food and Natural Resources*
 - b. *Architecture and Construction*
11. Discuss careers that may be within these categories.
12. On the *Paws in Jobland* home screen, have students select **Jobland**.
13. Use the map below to explain to students where to find today's career clusters.

Hazleton Area School District – Career Curriculum (Grades 3-5)



14. Discuss the types of buildings in each community that you can find different types of jobs.
15. Students should spend some time in each of these clusters. Each cluster has different jobs that the students can learn more about by selecting links.
16. When finished exploring, the students must exit *Paws in Jobland* and fill out a journal entry.
17. To exit *Paws in Jobland* and return to *Choices360*, students should click the *Dog House Icon* (bottom right) and then select *Exit*.
18. Students will then need to access *Choices360* again by typing the web address www.choices360.com.
19. On that page, students should select **Your Portfolio**.
20. Click **Your Journal**.
21. Click **Add a new Journal Entry**
22. *Portfolio Journal*: Have students summarize what they learned today. Teachers should write the following (or something similar) on the board:
 - a. Please write the following sentence to start your journal entry: Today I took a quiz to see what careers will fit my personality.
 - b. My results said I should choose a career in one of the following clusters...
 - c. Please write the following sentence to start your journal entry: Today I researched two new career clusters.
 - d. One new job I learned about is...
 - e. A person in this job is required to...
23. Students must click **Save** to save their journal entry.

Evidence:

- *Paws in Jobland* – Journal Entry
(Your Portfolio -> Your Journal)

Hazleton Area School District – Career Curriculum (Grades 3-5)

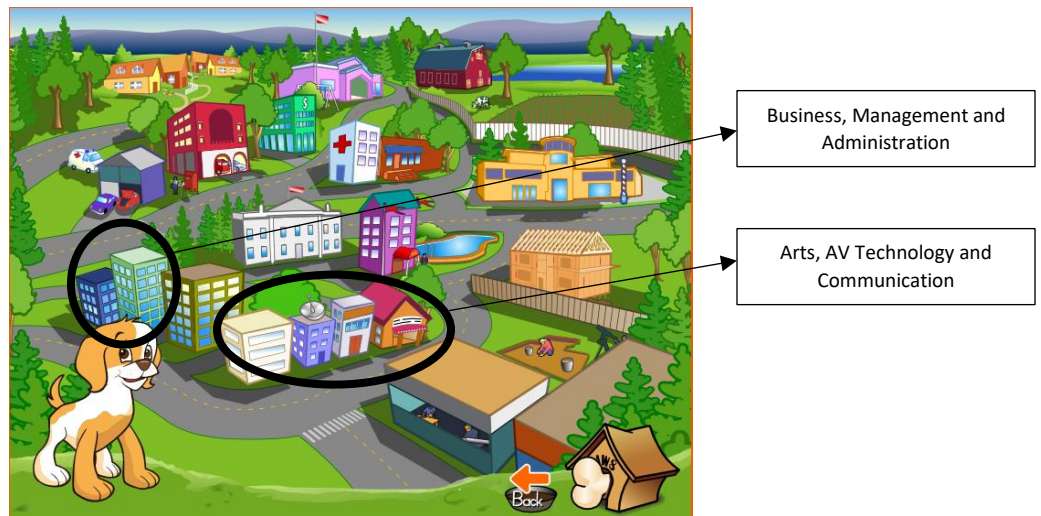
3rd Grade – 2nd Quarter

Activity: *Paws in Jobland – Arts, AV Technology and Communication and Business, Management and Administration (Choices360)*

Duration: 40 Minutes

Directions:

1. To get to *Paws in Jobland* students will access www.choices360.com, without logging in, students should scroll down and click the link for *Paws in Jobland* on the right side of the screen.
2. Students should enter the activation code: **PA01209** and click **Continue**.
3. It is suggested to use headphones and click yes to hear sound
4. Explain to students that there are sixteen different career clusters. These clusters group related careers into categories. Today we are going to investigate careers in the following categories:
 - a. *Arts, AV Technology and Communication*
 - b. *Business, Management and Administration*
5. Discuss careers that may be within these categories.
6. On the *Paws in Jobland* home screen, have students select **Jobland**.
7. Use the map below to explain to students where to find today's career clusters.



8. Discuss the types of buildings in each community that you can find different types of jobs.
9. Students should spend some time in each of these clusters. Each cluster has different jobs that the students can learn more about by selecting links.
10. When finished exploring, the students must exit *Paws in Jobland* and fill out a journal entry.
11. To exit *Paws in Jobland* and return to *Choices360*, students should click the *Dog House Icon* (bottom right) and then select *Exit*.

Hazleton Area School District – Career Curriculum (Grades 3-5)

12. Students will then need to access *Choices360* again by typing the web address *www.choices360.com*.
13. On that page, students should select **Your Portfolio**.
14. Click **Your Journal**.
15. Click **Add a new Journal Entry**
16. *Portfolio Journal*: Have students summarize what they learned today. Teachers should write the following (or something similar) on the board:
 - a. Please write the following sentence to start your journal entry: Today I researched two new career clusters.
 - b. One new job I learned about is...
 - c. A person in this job is required to...
17. Students must click **Save** to save their journal entry.

Evidence:

- *Paws in Jobland* – Journal Entry
(Your Portfolio -> Your Journal)

Hazleton Area School District – Career Curriculum (Grades 3-5)

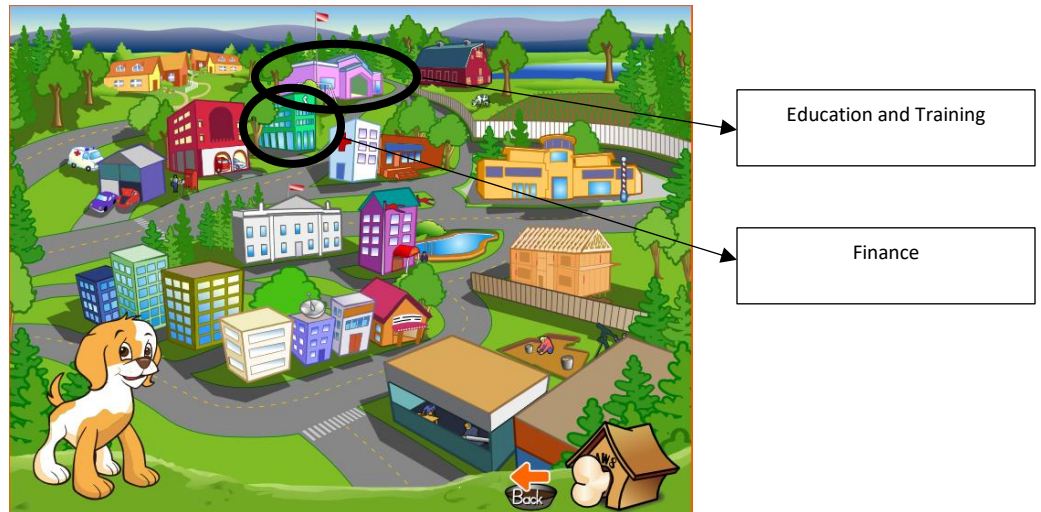
3rd Grade – 3rd Quarter

Activity: *Paws in Jobland – Education and Training and Finance (Choices360)*

Duration: 40 Minutes

Directions:

1. To get to *Paws in Jobland* students will access www.choices360.com, without logging in, students should scroll down and click the link for *Paws in Jobland* on the right side of the screen.
2. Students should enter the activation code: **PA01209** and click **Continue**.
3. It is suggested to use headphones and click yes to hear sound
4. Explain to students that there are sixteen different career clusters. These clusters group related careers into categories. Today we are going to investigate careers in the following categories:
 - a. *Education and Training*
 - b. *Finance*
5. Discuss careers that may be within these categories.
6. On the *Paws in Jobland* home screen, have students select **Jobland**.
7. Use the map below to explain to students where to find today's career clusters.



8. Discuss the types of buildings in each community that you can find different types of jobs.
9. Students should spend some time in each of these clusters. Each cluster has different jobs that the students can learn more about by selecting links.
10. When finished exploring, the students must exit *Paws in Jobland* and fill out a journal entry.
11. To exit *Paws in Jobland* and return to *Choices360*, students should click the *Dog House Icon* (bottom right) and then select *Exit*.
12. Students will then need to access *Choices360* again by typing the web address www.choices360.com.

Hazleton Area School District – Career Curriculum (Grades 3-5)

13. On that page, students should select **Your Portfolio**.
14. Click **Your Journal**.
15. Click **Add a new Journal Entry**
16. *Portfolio Journal*: Have students summarize what they learned today. Teachers should write the following (or something similar) on the board:
 - a. Please write the following sentence to start your journal entry: Today I researched two new career clusters.
 - b. One new job I learned about is...
 - c. A person in this job is required to...
17. Students must click **Save** to save their journal entry.

Evidence:

- *Paws in Jobland* – Journal Entry
(Your Portfolio -> Your Journal)

Hazleton Area School District – Career Curriculum (Grades 3-5)

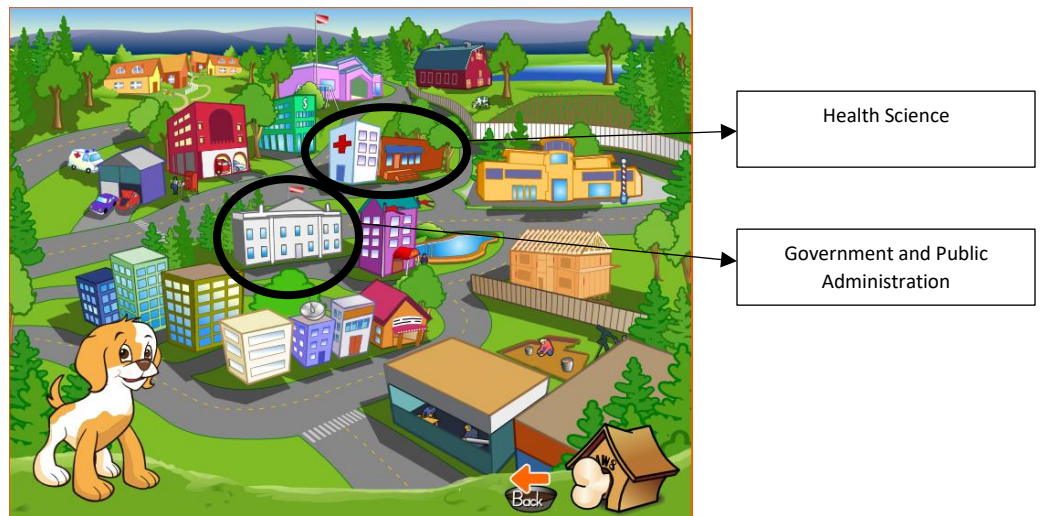
3rd Grade – 4th Quarter

Activity: *Paws in Jobland – Government and Public Administration and Health Science (Choices360)*

Duration: 40 Minutes

Directions:

1. To get to *Paws in Jobland* students will access www.choices360.com, without logging in, students should scroll down and click the link for *Paws in Jobland* on the right side of the screen.
2. Students should enter the activation code: **PA01209** and click **Continue**.
3. It is suggested to use headphones and click yes to hear sound
4. Explain to students that there are sixteen different career clusters. These clusters group related careers into categories. Today we are going to investigate careers in the following categories:
 - a. *Government and Public Administration*
 - b. *Health Science*
5. Discuss careers that may be within these categories.
6. On the *Paws in Jobland* home screen, have students select **Jobland**.
7. Use the map below to explain to students where to find today's career clusters.



8. Discuss the types of buildings in each community that you can find different types of jobs.
9. Students should spend some time in each of these clusters. Each cluster has different jobs that the students can learn more about by selecting links.
10. When finished exploring, the students must exit *Paws in Jobland* and fill out a journal entry.
11. To exit *Paws in Jobland* and return to *Choices360*, students should click the *Dog House Icon* (bottom right) and then select *Exit*.

Hazleton Area School District – Career Curriculum (Grades 3-5)

12. Students will then need to access *Choices360* again by typing the web address *www.choices360.com*.
13. On that page, students should select **Your Portfolio**.
14. Click **Your Journal**.
15. Click **Add a new Journal Entry**
16. *Portfolio Journal*: Have students summarize what they learned today. Teachers should write the following (or something similar) on the board:
 - a. Please write the following sentence to start your journal entry: Today I researched two new career clusters.
 - b. One new job I learned about is...
 - c. A person in this job is required to...
17. Students must click **Save** to save their journal entry.

Evidence:

- *Paws in Jobland* – Journal Entry
(Your Portfolio -> Your Journal)

Hazleton Area School District – Career Curriculum (Grades 3-5)

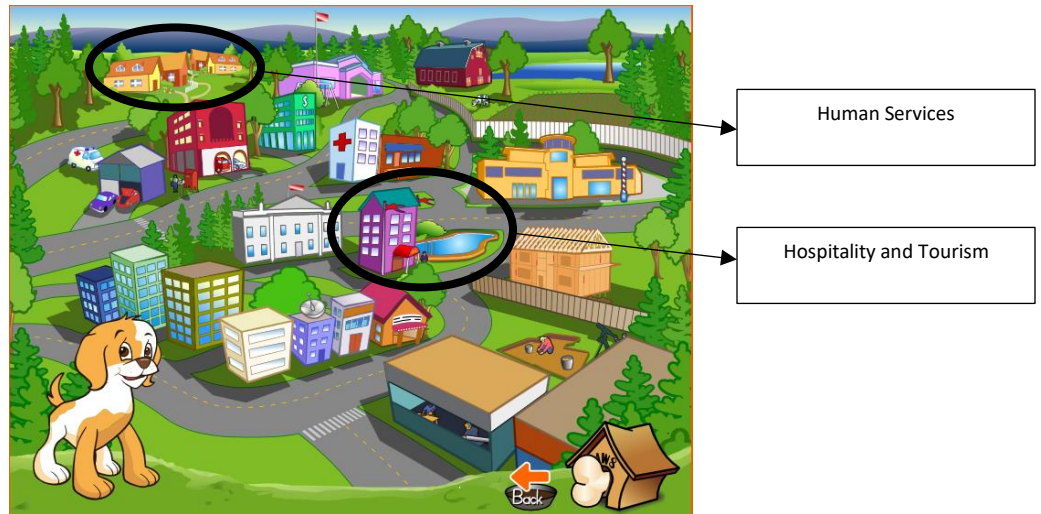
4th Grade – 1st Quarter

Activity: *Paws in Jobland – Hospitality and Tourism and Human Services (Choices360)*

Duration: 40 Minutes

Directions:

1. To get to *Paws in Jobland* students will access www.choices360.com, without logging in, students should scroll down and click the link for *Paws in Jobland* on the right side of the screen.
2. Students should enter the activation code: **PA01209** and click **Continue**.
3. It is suggested to use headphones and click yes to hear sound
4. Explain to students that there are sixteen different career clusters. These clusters group related careers into categories. Today we are going to investigate careers in the following categories:
 - a. *Hospitality and Tourism*
 - b. *Human Services*
5. Discuss careers that may be within these categories.
6. On the *Paws in Jobland* home screen, have students select **Jobland**.
7. Use the map below to explain to students where to find today's career clusters.



8. Discuss the types of buildings in each community that you can find different types of jobs.
9. Students should spend some time in each of these clusters. Each cluster has different jobs that the students can learn more about by selecting links.
10. When finished exploring, the students must exit *Paws in Jobland* and fill out a journal entry.
11. To exit *Paws in Jobland* and return to *Choices360*, students should click the *Dog House Icon* (bottom right) and then select *Exit*.
12. Students will then need to access *Choices360* again by typing the web address www.choices360.com.

Hazleton Area School District – Career Curriculum (Grades 3-5)

13. On that page, students should select **Your Portfolio**.
14. Click **Your Journal**.
15. Click **Add a new Journal Entry**
16. *Portfolio Journal*: Have students summarize what they learned today. Teachers should write the following (or something similar) on the board:
 - a. Please write the following sentence to start your journal entry: Today I researched two new career clusters.
 - b. One new job I learned about is...
 - c. A person in this job is required to...
17. Students must click **Save** to save their journal entry.

Evidence:

- *Paws in Jobland* – Journal Entry
(Your Portfolio -> Your Journal)

Hazleton Area School District – Career Curriculum (Grades 3-5)

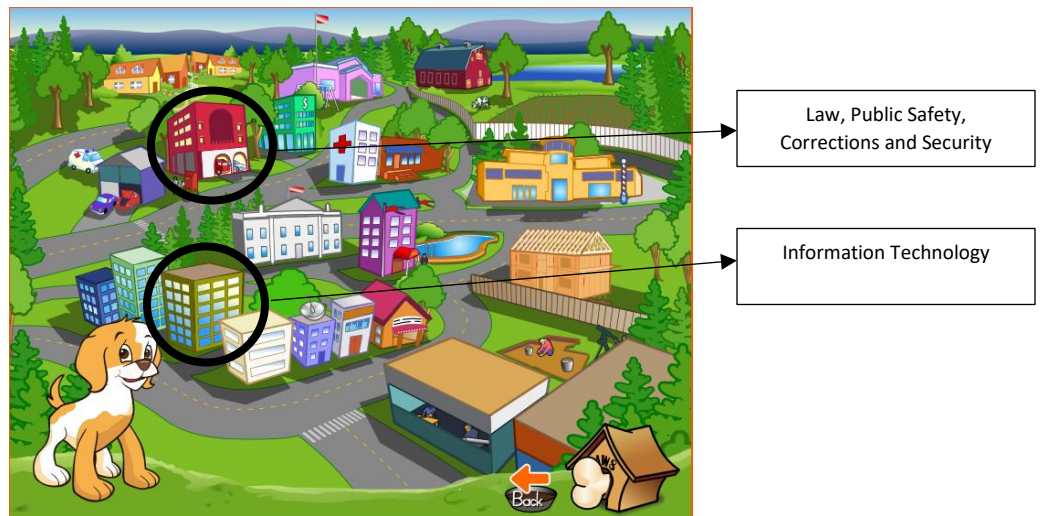
4th Grade – 2nd Quarter

Activity: *Paws in Jobland – Information Technology and Law, Public Safety, Corrections and Security (Choices360)*

Duration: 40 Minutes

Directions:

1. To get to *Paws in Jobland* students will access www.choices360.com, without logging in, students should scroll down and click the link for *Paws in Jobland* on the right side of the screen.
2. Students should enter the activation code: **PA01209** and click **Continue**.
3. It is suggested to use headphones and click yes to hear sound
4. Explain to students that there are sixteen different career clusters. These clusters group related careers into categories. Today we are going to investigate careers in the following categories:
 - a. *Information Technology*
 - b. *Law, Public Safety, Corrections and Security*
5. Discuss careers that may be within these categories.
6. On the *Paws in Jobland* home screen, have students select **Jobland**.
7. Use the map below to explain to students where to find today's career clusters.



8. Discuss the types of buildings in each community that you can find different types of jobs.
9. Students should spend some time in each of these clusters. Each cluster has different jobs that the students can learn more about by selecting links.
10. When finished exploring, the students must exit *Paws in Jobland* and fill out a journal entry.
11. To exit *Paws in Jobland* and return to *Choices360*, students should click the *Dog House Icon* (bottom right) and then select *Exit*.

Hazleton Area School District – Career Curriculum (Grades 3-5)

12. Students will then need to access *Choices360* again by typing the web address *www.choices360.com*.
13. On that page, students should select **Your Portfolio**.
14. Click **Your Journal**.
15. Click **Add a new Journal Entry**
16. *Portfolio Journal*: Have students summarize what they learned today. Teachers should write the following (or something similar) on the board:
 - a. Please write the following sentence to start your journal entry: Today I researched two new career clusters.
 - b. One new job I learned about is...
 - c. A person in this job is required to...
17. Students must click **Save** to save their journal entry.

Evidence:

- *Paws in Jobland* – Journal Entry
(Your Portfolio -> Your Journal)

Hazleton Area School District – Career Curriculum (Grades 3-5)

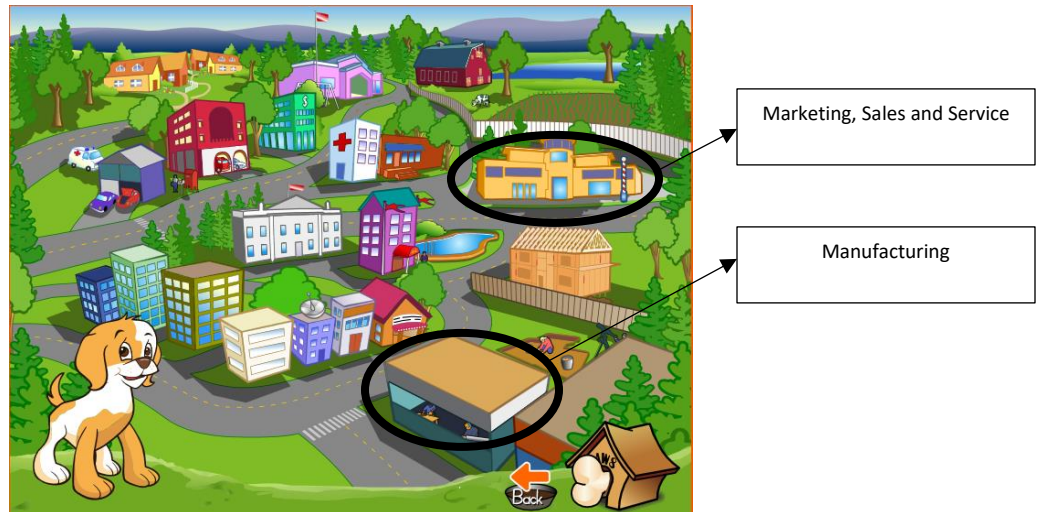
4th Grade – 3rd Quarter

Activity: *Paws in Jobland – Manufacturing and Marketing, Sales and Service (Choices360)*

Duration: 40 Minutes

Directions:

1. To get to *Paws in Jobland* students will access www.choices360.com, without logging in, students should scroll down and click the link for *Paws in Jobland* on the right side of the screen.
2. Students should enter the activation code: **PA01209** and click **Continue**.
3. It is suggested to use headphones and click yes to hear sound
4. Explain to students that there are sixteen different career clusters. These clusters group related careers into categories. Today we are going to investigate careers in the following categories:
 - a. *Manufacturing*
 - b. *Marketing, Sales and Service*
5. Discuss careers that may be within these categories.
6. On the *Paws in Jobland* home screen, have students select **Jobland**.
7. Use the map below to explain to students where to find today's career clusters.



8. Discuss the types of buildings in each community that you can find different types of jobs.
9. Students should spend some time in each of these clusters. Each cluster has different jobs that the students can learn more about by selecting links.
10. When finished exploring, the students must exit *Paws in Jobland* and fill out a journal entry.
11. To exit *Paws in Jobland* and return to *Choices360*, students should click the *Dog House Icon* (bottom right) and then select *Exit*.
12. Students will then need to access *Choices360* again by typing the web address www.choices360.com.

Hazleton Area School District – Career Curriculum (Grades 3-5)

13. On that page, students should select **Your Portfolio**.
14. Click **Your Journal**.
15. Click **Add a new Journal Entry**
16. *Portfolio Journal*: Have students summarize what they learned today. Teachers should write the following (or something similar) on the board:
 - a. Please write the following sentence to start your journal entry: Today I researched two new career clusters.
 - b. One new job I learned about is...
 - c. A person in this job is required to...
17. Students must click **Save** to save their journal entry.

Evidence:

- *Paws in Jobland* – Journal Entry
(Your Portfolio -> Your Journal)

Hazleton Area School District – Career Curriculum (Grades 3-5)

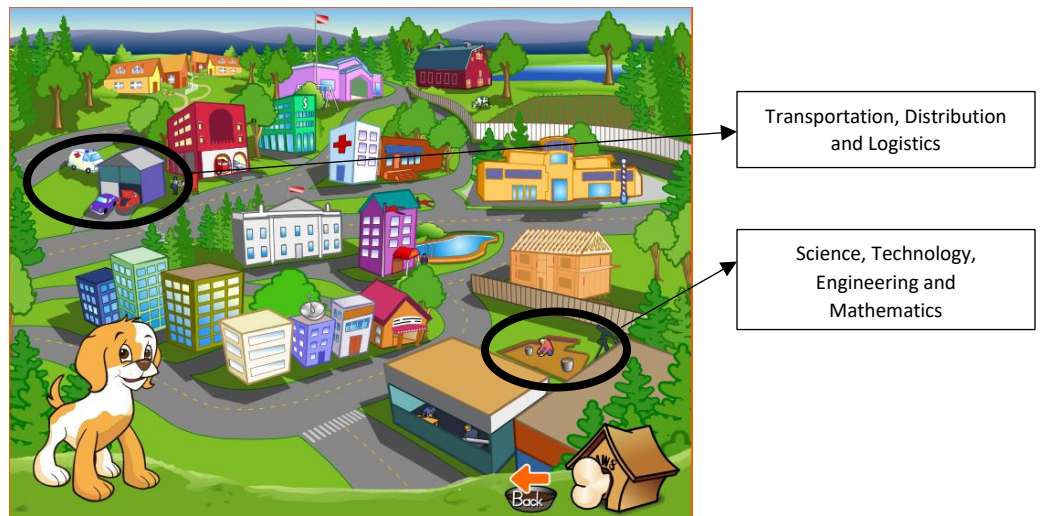
4th Grade – 4th Quarter

Activity: *Paws in Jobland – Science, Technology, Engineering and Mathematics and Transportation, Distribution and Logistics (Choices360)*

Duration: 40 Minutes

Directions:

1. To get to *Paws in Jobland* students will access www.choices360.com, without logging in, students should scroll down and click the link for *Paws in Jobland* on the right side of the screen.
2. Students should enter the activation code: **PA01209** and click **Continue**.
3. It is suggested to use headphones and click yes to hear sound
4. Explain to students that there are sixteen different career clusters. These clusters group related careers into categories. Today we are going to investigate careers in the following categories:
 - a. *Science, Technology, Engineering and Mathematics*
 - b. *Transportation, Distribution and Logistics*
5. Discuss careers that may be within these categories.
6. On the *Paws in Jobland* home screen, have students select **Jobland**.
7. Use the map below to explain to students where to find today's career clusters.



8. Discuss the types of buildings in each community that you can find different types of jobs.
9. Students should spend some time in each of these clusters. Each cluster has different jobs that the students can learn more about by selecting links.
10. When finished exploring, the students must exit *Paws in Jobland* and fill out a journal entry.
11. To exit *Paws in Jobland* and return to *Choices360*, students should click the *Dog House Icon* (bottom right) and then select *Exit*.

Hazleton Area School District – Career Curriculum (Grades 3-5)

12. Students will then need to access *Choices360* again by typing the web address *www.choices360.com*.
13. On that page, students should select **Your Portfolio**.
14. Click **Your Journal**.
15. Click **Add a new Journal Entry**
16. *Portfolio Journal*: Have students summarize what they learned today. Teachers should write the following (or something similar) on the board:
 - a. Please write the following sentence to start your journal entry: Today I researched two new career clusters.
 - b. One new job I learned about is...
 - c. A person in this job is required to...
17. Students must click **Save** to save their journal entry.

Evidence:

- *Paws in Jobland* – Journal Entry
(Your Portfolio -> Your Journal)

Hazleton Area School District – Career Curriculum (Grades 3-5)

5th Grade – 1st Quarter

Activity: Basic Skills Survey (*Choices360*)

Duration: 20 Minutes

Directions:

1. Log in to *Choices360*.
2. Select **Career Planning**.
3. Select **Learn About Yourself**.
4. Select **Basic Skills Survey**.
5. Students will take a survey to assess how their basic skills match different career options.
6. Please stress to students that they should only select skills that they can do right now. As they select skills, additional options may appear. Students should select as many skills that fit until they cannot select any additional. At that point, they should click **Continue to Next Skill**.
7. *Results:* When completed, the students should become aware of the level each student is at for each skill. Skills will improve with practice and experience and this survey will be completed again during high school to compare results.
8. *Portfolio Journal:* Click the link below the results that says, “Are you happy with this list of skills? Think about these results and write your thoughts in your Portfolio Journal.” Teachers must write the following questions on the board to be answered by students in complete sentences:
 - a. Please write the following sentence to start your journal entry: Today I completed the Basic Skills Survey as a 5th grade student.
 - b. I believe that as I get older the following skills will improve...
 - c. In order to improve these skills, I will...
 - d. My lowest skill is _____. I will improve this skill by...
9. Students must click **Save** to save their journal entry.

Evidence:

- Completion of Basic Skills Survey
(Your Portfolio -> Career Planning -> Your Skills)
- Portfolio Journal Response
(Your Portfolio -> Your Journal)

Hazleton Area School District – Career Curriculum (Grades 3-5)

5th Grade – 2nd Quarter

Activity: Career Cluster Survey (*Choices360*)

Duration: 20 Minutes

Directions:

1. Log in to *Choices360*.
2. Select **Career Planning**.
3. Select **Learn About Yourself**.
4. Select **Career Cluster Survey**.
5. Students will match their interests and personal qualities to Career Clusters to explore future career options. This will be completed by students filling in a series of checklists based on activities that they may like to do in the future or activities that they are interested in or able to do right now. Students will also list personal qualities that describe them and school subjects that they enjoy.
6. Please stress to students that selecting as many activities as possible will yield better results.
7. *Results:* When the surveys are completed, the students should read about their top career clusters and view jobs that are related to that particular cluster.
8. The student must select **Add to Portfolio**.
9. The student must complete the **reflection question** and click **save**. The reflection question is “Do these Career Clusters sound like they would involve careers in which you would be interested? Why do you think these clusters were suggested for you?”

Evidence:

- Completion of Career Cluster Survey and Reflection Question
(Your Portfolio -> Career Planning -> Career Plans)

Hazleton Area School District – Career Curriculum (Grades 3-5)

5th Grade – 3rd Quarter

Activity: Work Values Sorter (*Choices360*)

Duration: 20 Minutes

Directions:

1. Log in to *Choices360*.
2. Select **Career Planning**.
3. Select **Learn About Yourself**.
4. Select **Work Values Sorter**.
5. Students will rank values related to work ethic.
6. Please stress to students that it is up to them to decide their personal importance of each work situation. As they drag and drop cards to empty squares, they are ranking their values from one being the most important to five being the least important. All cards will be used and they may need to swap cards based on the desired level of importance. A swap can occur by dragging a card back to the pile or by dropping a card on top of another card.
7. *Results:* When completed, the students should read their top work values and view careers related to those values.
8. The student must complete the **reflection question** and click **save**. The reflection question is “Take a look at the careers matching these work values – are these careers that you might be interested in? Why do you think these work values were suggested for you?”

Evidence:

- Completion of Work Values Sorter and Reflection Question
(Your Portfolio -> Career Planning -> All About You)

Hazleton Area School District – Career Curriculum (Grades 3-5)

5th Grade – 4th Quarter

Activity: Interest Profiler (*Choices360*)

Duration: 20 Minutes

Directions:

1. Log in to *Choices360*.
2. Select **Career Planning**.
3. Select **Learn About Yourself**.
4. Select **Interest Profiler**.
5. Students will determine how closely related their interests are to potential careers.
6. Please stress to students that this is a series of sixty specific questions related to career interests. They should thoughtfully select the rank that best fits their personality.
7. **Results:** When completed, the students should read about each of the interest areas that match them best. They may also view related careers.
8. The student must complete the **reflection question** and click **save**. This reflection question is a four-question survey of the results as well as a box to write additional thoughts.

Evidence:

- Completion of Interest Profiler and Reflection Question (Your Portfolio -> Career Planning -> All About You)